



# 2013 BETHUNE-COOKMAN FOOTBALL GAME NOTES

Bethune-Cookman Athletic Communications • 640 Dr. Mary McLeod Bethune Blvd. • Daytona Beach, FL 32114  
BCUathletics.com • Facebook: Facebook.com/BCUathletics • Twitter: @BCUGridIron | @BCUathletics  
Home to Five MEAC Championships (1984, 1988, 2002, 2010, 2012)

## GAME INFORMATION

**Date / Time:** Sat., Oct. 5, 2013 / 2 p.m. ET  
**Site:** Dover, Del. / Alumni Stadium (7,193)  
**National TV:** None  
**Local Radio:** WELE 1380 AM / WSIR 1490 AM  
**Play-by-Play:** Joe LaBarbera; **Analyst:** Larry Wesley;  
**Sideline:** Terrance Gatling  
**Satellite Radio:** None  
**Live Stats:** DSUHornets.com  
**Twitter Updates:** @BCUGridIron / @BCUathletics  
**Series:** Delaware State leads, 20-15  
**Dover:** Delaware State leads, 12-4  
**Daytona Beach:** Bethune-Cookman leads, 10-7  
**Neutral Site:** Series is tied, 1-1  
**First Meeting:** 1976 – W, 41-7  
**Last Meeting:** 2010 – W, 47-24  
**Streak:** Bethune-Cookman, 2 wins

## BETHUNE-COOKMAN 3-1, 0-0 MEAC

**2013:** 3-1, 0-0 MEAC  
**Ranking:** 21 — Sports Network, 16 — Coaches  
**Last Game:** Sept. 21, 2013 (Tallahassee, Fla.)  
lost to #8 Florida State, 54-6  
**Head Coach:** Brian Jenkins (Cincinnati, 1993)  
**Career:** 30-9 (4th season)  
**at B-CU:** 30-9 (4th season)  
**vs. DSU:** 1-0  
**Twitter:** @BCUGridIron / @BCUathletics

## DELAWARE STATE 1-3, 1-0 MEAC

**2013:** 1-3, 1-0 MEAC  
**Ranking:** NR — Sports Network, NR — Coaches  
**Last Game:** Sept. 28, 2013 (Savannah, Ga.)  
defeated Savannah State, 24-22  
**Head Coach:** Kermit Blount (Winston-Salem State, 1980)  
**Career:** 101-103-3 (20th season)  
**at DSU:** 10-16 (3rd season)  
**vs. B-CU:** 1-1 (while at Winston-Salem State)  
**Twitter:** @DSUathletics

## B-CU COMMUNICATIONS

**Bryan J. Harvey** (Primary Contact) *Asst. AD for Communications*  
O: 386-481-2206 C: 757-268-4561 E: harveyb@cookman.edu  
**Michael Stambaugh** (Secondary Contact) *Associate Director*  
O: 386-481-2278 C: 785-979-5721 E: stambaughm@cookman.edu  
**Dan Ryan** *Assistant Director/Historian*  
O: 386-481-2240 C: 801-376-6883 E: ryand@cookman.edu

## MILESTONE WATCH

5 - Receptions in a game needed by Eddie Poole to break James Adderly's consecutive game school record.

3 - Rushing touchdowns needed by SR RB Isidore Jackson to tie Jimmie Russell in fourth place all-time for career rushing TDs.

348 - Rushing yards needed by Jackson to become the school's all-time leading rusher.



### THE GRIND (Episode 1)

Episode 1 of the original series *The Grind* gives college fans exclusive access to the Bethune-Cookman University athletics program with student-athletes and coaches like never before.

## GAME 5

DOVER, DEL. (ALUMNI STADIUM)



## 21/16 BETHUNE-COOKMAN WILDCATS (3-1, 0-0)

**Head Coach:** Brian Jenkins (Cincinnati, 1993)  
**Career Record:** 30-9 (4th season), **Record at B-CU:** 30-9 (4th season), **Record vs. DSU:** 1-0



## NR/NR DELAWARE STATE HORNETS (1-3, 1-0)

**Head Coach:** Kermit Blount (Winston-Salem State, 1980)  
**Career Record:** 101-103-3 (20th season), **Record at DSU:** 10-16 (3rd season), **Record vs. B-CU:** 1-1

## #TALEOFTHE TAPE



### TOTAL OFFENSE

1,211 yards

Passing 929

Rushing 282



1,315 yards

Passing 378

Rushing 937



### TOTAL DEFENSE

1,836 yards

Passing 700

Rushing 1,136



1,151 yards

Passing 601

Rushing 550



### INSIDE THENUMBERS

13.0	SCORING OFFENSE	29.5
41.0	SCORING DEFENSE	20.8
29:45	TIME OF POSSESSION	30:04
35.5	3RD DOWN CONVERSION	45.5
6	SACKS BY	11



### SCORING BY QUARTER

0/41	FIRST QUARTER	30/10
14/79	SECOND QUARTER	28/43
24/24	THIRD QUARTER	34/24
14/20	FOURTH QUARTER	26/6
52/164	TOTAL SCORING	118/83



## 2013 SCHEDULE / RESULTS

	Sept. 1	at Tennessee State	ESPN3	W, 12-9
		Nashville, Tenn. / LP Field (68,798) / LeBrandon Richardson: 10 tackles, 1.0 sack, 1 forced fumble		
	Sept. 7	VIRGINIA UNION (Church & Community Day)	CATEYE	W, 66-7
		Daytona Beach, Fla. / Municipal Stadium (9,601) / Jontavious Carter: 2 receptions, 38 yards, 2 TDs		
	Sept. 14	at FIU		W, 34-13
		Miami, Fla. / FIU Stadium (20,000) / Anthony Jordan: 21 rushes, career-high 150 yards, 1 TD		
	Sept. 21	at 8/8 Florida State	ESPN3	L, 6-54
		Tallahassee, Fla. / Doak Campbell Stadium (82,300) / Eddie Poole: 3 receptions, season-high 46 yards		
	Oct. 5	at Delaware State*		2 p.m.
		Dover, Del. / Alumni Stadium (7,193) / Delaware State leads, 20-15 (1-0 under Jenkins)		
	Oct. 12	at Howard*		1 p.m.
		Washington, D.C. / Greene Stadium (7,086) / Bethune-Cookman leads, 17-13 (1-0 under Jenkins)		
	Oct. 19	SAVANNAH STATE* (Biker Classic)	CATEYE	4 p.m.
		Daytona Beach, Fla. / Municipal Stadium (9,601) / Bethune-Cookman leads, 33-8-2 (3-0 under Jenkins)		
	Oct. 26	SOUTH CAROLINA STATE* (Homecoming)	CATEYE	4 p.m.
		Daytona Beach, Fla. / Municipal Stadium (9,601) / S.C. State leads, 30-23-1 (2-1 under Jenkins)		
	Nov. 2	at North Carolina Central*	ESPN3	Noon
		Durham, N.C. / O'Kelly-Riddick Stadium (10,000) / Bethune-Cookman leads, 3-1 (3-0 under Jenkins)		
	Nov. 9	NORFOLK STATE* (Band Day)	CATEYE	4 p.m.
		Daytona Beach, Fla. / Municipal Stadium (9,601) / Bethune-Cookman leads, 16-7 (3-0 under Jenkins)		
	Nov. 16	HAMPTON* (Senior Day)	CATEYE	4 p.m.
		Daytona Beach, Fla. / Municipal Stadium (9,601) / Series tied, 9-9 (3-0 under Jenkins)		
	Nov. 23	vs. Florida A&M* (Florida Blue Florida Classic)	ESPN CLASSIC	2 p.m.
		Orlando, Fla. / Citrus Bowl (65,437) / Florida A&M leads, 48-17-1 (2-1 under Jenkins)		

## #5THINGS

1. First meeting between B-CU and DSU since Oct. 9, 2010.
2. This game matches DSU's top passing offense (232.2 ypg) against B-CU's top-rated rushing offense (234.2 ypg).
3. Bethune-Cookman enters the game with the nation's top-ranked team in total defense, allowing just 219.7 yards per game and 9.67 points per contest.
4. This is Bethune-Cookman's second FCS opponent, having faced FBS members FIU and Florida State, as well as Division II member Virginia Union.
5. The Wildcats defense has forced a turnover in 23 of the last 24 games. The only game without a turnover dating back to 2011 is at Tennessee State in the 2013 season-opener.

## #OCTOBERFEAST

- Since the 2000 season, Bethune-Cookman holds a record of 34-13 in the month of October.
- With the Wildcats generally having their BYE week in October during previous seasons, most October's consisted of two or three games maximum.
- Only four coaches have had multi-year spans in which they were undefeated in October:

Brian Jenkins — 2010, 2012

Bobby Frazier — 1980, 1981

Jack "Cy" McClaire — 1967, 1971

Joe Johnson — 1944, 1946

# 34-13

## APPLYING PRESSURE

Through four games, the Bethune-Cookman Wildcats have tallied 11 sacks by eight different players. Bethune-Cookman ranks third in the MEAC and 22nd nationally with 2.75 sacks per game. Last season, the Wildcats recorded 22 sacks by 11 different players in 12 games.

2013



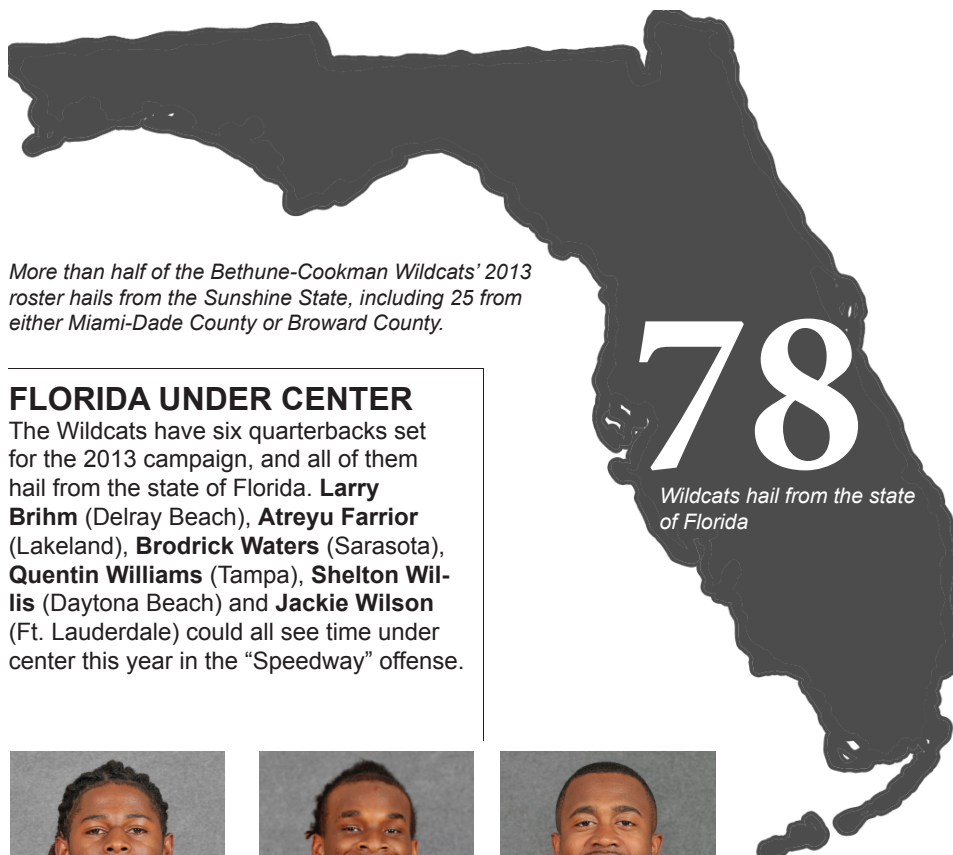
# 11

SACKS  
BY

# 8

PLAYERS

## HOMEGROWN TALENT




More than half of the Bethune-Cookman Wildcats' 2013 roster hails from the Sunshine State, including 25 from either Miami-Dade County or Broward County.

## FLORIDA UNDER CENTER

The Wildcats have six quarterbacks set for the 2013 campaign, and all of them hail from the state of Florida. **Larry Brihm** (Delray Beach), **Atreyu Farrior** (Lakeland), **Brodrick Waters** (Sarasota), **Quentin Williams** (Tampa), **Shelton Willis** (Daytona Beach) and **Jackie Wilson** (Ft. Lauderdale) could all see time under center this year in the "Speedway" offense.



Larry Brihm




Atreyu Farrior



Brodrick Waters



Quentin Williams



Shelton Willis



Jackie Wilson

## #PROCATS

Bethune-Cookman has two active #ProCats in the National Football League on roster sports for the 2013 season as well as another on a practice squad roster. Rashean Mathis (Detroit Lions) and Eric Weems (Chicago Bears) are both starting for their respective teams, while Ryan Davis (Jacksonville Jaguars) awaits to be activated from the practice squad.

## ALL ABOUT THE TAKEAWAYS

Bethune-Cookman has registered a turnover in 23 of the last 24 games, with the lone exception being the Tennessee State game to open the 2013 campaign.

VIRGINIA UNION



INT INT

FIU



INT FUMBLE

FLORIDA STATE



FUMBLE





## A WIN OVER DELAWARE STATE WOULD...

- Push Bethune-Cookman's MEAC winning streak to 14 games.
- Give the Wildcats just their fifth victory ever in Dover.
- Improve **Brian Jenkins'** MEAC record to 22-3.
- Improve **Brian Jenkins'** Bethune-Cookman record to 31-9 overall.
- Raise the Wildcats' MEAC road winning streak to seven games.
- Extend Bethune-Cookman's FCS regular season winning streak to 17 games.

## #IKECANFIXIT

- Senior running back Isidore Jackson is heading up the walls of the B-CU record books at a fast pace. He enters the season needing just 348 yards to put himself atop the all-time list for career rushing yards in B-CU history. Additionally, he needs just three touchdowns to match Jimmie Russell (2004-07) at fourth place all-time for career rushing scores in school history.



Stadium under Jenkins, two were post-season contests in the FCS Playoffs (2010 — vs. New Hampshire; 2012 — vs. Coastal Carolina).

## JENKINS AT MUNICIPAL

- Head coach **Brian Jenkins** made his sideline debut at Municipal Stadium Sept. 4, 2010 (W, 70-10 vs. Edward Waters) after spending the prior season calling plays from the booth high above as Rutgers' offensive coordinator. Since Jenkins' arrival in 2010, the Wildcats are 15-4 at Municipal Stadium, averaging 42.8 points per game at home. Of the four losses at Municipal

## PLAYMAKING DEFENSE

- The Bethune-Cookman speedway offense may generate the most buzz among college football fans and media, but the B-CU defense has made more game-changing plays than any other defensive unit in the Mid-Eastern Athletic Conference (MEAC) since the start of 2012. The Wildcats lead the league with 42 takeaways over the course of the last 16 games.

## ONE OF FOUR WAYS

- Bethune-Cookman has four running backs this season that came break away at almost any instance. Led by **Anthony Jordan** (302 yds / 2 TDs), the group also features MEAC Preseason Co-Offensive Player of the Year **Isidore Jackson** (101 yds / 5.6 ypc), **Cary White** (151 yds / 3 TDs) and **Drexler Dixon** (69 yds / 1 TD). Three of the four Wildcats have registered lightning plays on the campaign.

## THREE-HEADED MONSTER

- Every week on the MEAC Coaches Teleconference, **Brian Jenkins** is asked about who will start at quarterback. The answer has, and always will be, that the Wildcats have a "three-headed monster" behind center in the form of three capable signal callers. B-CU has SR **Brodrick Waters**, JR **Quentin Williams** and SR **Jackie Wilson** all with unique skills, and Jenkins has each of them ready to go at any given moment to take over the reigns of the offense in a contest.

### 2013 BETHUNE-COOKMAN RANKINGS

Category	Avg.	NCAA	MEAC
Total Defense	287.8	10	1
Rushing Offense	234.3	17	1
Sacks Allowed	1.5	42	T-1
Tackles for Loss	7.0	23	2
Scoring Offense	29.5	50	2
Sacks	2.75	22	3
Scoring Defense	20.8	23	3
Rushing Defense	137.5	38	3
Turnover Margin	+0.5	39	3
Total Offense	328.8	87	3
Punt Returns	9.33	37	4
Kickoff Returns	21.43	51	4
Pass Defense	150.3	11	5
Pass Efficiency	108.75	96	5
Pass Eff. Defense	118.96	41	7
Net Punting	26.88	120	11
Passing Offense	94.5	121	11

## ANCHORING DOWN IN THE POLLS

- Despite a loss in their last contest against No. 8/8 Florida State out of the FBS, the Bethune-Cookman Wildcats are still ranked in both *The Sports Network* and FCS Coaches poll. This week, B-CU is No. 21 in *The Sports Network* poll, while ranked No. 16 in the FCS Coaches poll. This marks the ninth consecutive week B-CU has been ranked in either the *Sports Network* or FCS Coaches poll.

## STAY BEHIND THE LINE

- Through the first four games of the year, Bethune-Cookman has brought tremendous defensive pressure on that side of the ball. The

## TRENDS UNDER BRIAN JENKINS

Current Streak .....	Lost 1
Current Home Streak.....	Won 1
Current Road Streak.....	Lost 1
Last Win.....	34-13 at FIU (9/14/13)
Last Road Win .....	34-13 at FIU (9/14/13)
Last Loss .....	6-54 at Florida State (9/21/13)
Last Road Loss....	6-54 at Florida State (9/21/13)

	2013	All Yrs
Overall	3-1	30-9
Home	1-0	15-4
Away	2-1	11-4
Neutral	-	4-1
Grass	1-1	3-5
Turf	2-0	27-4
vs. Top 5	-	-
vs. Top 10	0-1	0-1
vs. Top 25	-	-
vs. FBS	1-1	1-3
Playoff Games	-	0-2

Leading After 1st Qtr	3-0	22-2
Tied After 1st Qtr	-	4-4
Trailing After 1st Qtr	0-1	4-3

Leading at Half	2-0	23-2
Tied at Half	1-0	5-5
Trailing at Half	0-1	2-2

Leading After 3rd Qtr	2-0	27-1
Tied After 3rd Qtr	-	1-7
Trailing After 3rd Qtr	1-1	2-1

Overtime Games	-	-
----------------	---	---

When Scoring First	3-0	24-2
When Opp Scores First	0-1	6-7

Largest Halftime Lead	31	35
Largest Halftime Deficit	33	33

Scoring 20+ Points	2-0	27-2
Scoring 30+ Points	2-0	19-0
Scoring 40+ Points	1-0	13-0
Scoring 50+ Points	1-0	7-0
Allowing 20 or Less	3-0	23-0
Allowing 30 or Less	3-0	29-4
Decided by 3 or Less	1-0	2-0
Decided by 10 or Less	-	6-2

Rush <200 Yds	1-1	8-6
Rush for >200 Yds	2-0	22-3
Rush for >300 Yds	1-0	9-0
Pass for >200 Yds	-	8-3
Pass for >300 Yds	-	1-1
Total >400 Yds	1-0	16-3

Opp. Rush <100 Yds	2-0	19-8
Opp. Pass <200 Yds	3-0	9-4
Opp. Total <300 Yds	3-0	14-7

Turnover Margin Positive	2-0	24-1
Turnover Margin Even	0-1	3-5
Turnover Margin Negative	1-0	3-3

Lead in Time of Possession	1-1	21-4
Trail in Time of Possession	2-0	9-5



# WEEKLY MEDIA PLANNER: DELAWARE STATE GAME

30 MON	1 TUE	2 WED	3 THU	4 FRI	5 SAT	6 SUN
<b>No Practice</b>  Requested players available to media before team study hall	<b>Practice (5:15 p.m.)</b> Wildcat Practice Fields  <b>MEAC Teleconference</b> 10 a.m.  Requested players available to media after practice	<b>Practice (5:15 p.m.)</b> Wildcat Practice Fields  Requested players available to media after practice  <b>Weekly Press Conference</b> SAAC Conference Room 1-1:30 p.m. (Jenkins)	<b>Practice (5:15 p.m.)</b> Wildcat Practice Fields  NO AVAILABILITY (Jenkins)  Requested players available to media after practice	<b>NO AVAILABILITY</b> <b>DEPART FOR DELAWARE STATE</b>	<b>B-CU at Delaware State</b> 2 p.m. Alumni Stadium  <b>Postgame Press Conference</b> <i>B-CU locker room is closed</i>  Brian Jenkins, 20 minutes after conclusion of game; players immediately after	<b>NO AVAILABILITY</b>

## Sports Network Poll

1.	North Dakota State (157)	4-0	1
2.	Sam Houston State (1)	4-1	4
3.	Towson	5-0	3
4.	Northern Iowa	4-0	5
5.	Eastern Illinois	4-1	8
6.	Eastern Washington	2-2	2
7.	South Dakota State	3-2	6
8.	Montana State	3-2	11
9.	Coastal Carolina	5-0	12
10.	Montana	3-1	7
11.	McNeese State	4-1	9
12.	Fordham	5-0	16
13.	Lehigh	4-0	21
14.	Central Arkansas	2-2	13
15.	Northern Arizona	3-1	24
16.	Georgia Southern	3-1	15
17.	Wofford	2-2	17
18.	Cal Poly	2-2	18
19.	New Hampshire	1-2	10
20.	Villanova	2-2	19
21.	<b>Bethune-Cookman</b>	<b>3-1</b>	<b>20</b>
22.	Tennessee-Martin	3-1	23
23.	Maine	4-1	NR
24.	Delaware	4-1	NR
25.	Gardner-Webb	4-1	25

## FCS Coaches Poll

1.	North Dakota State (26)	4-0	1
2.	Towson	5-0	2
3.	Sam Houston State	4-1	4
4.	Northern Iowa	4-0	5
5.	Eastern Illinois	4-1	12
6.	Coastal Carolina	5-0	11
7.	Montana State	3-2	10
8.	Eastern Washington	2-2	3
9.	South Dakota State	3-2	6
10.	Lehigh	4-0	17
11.	Central Arkansas	2-2	13
12.	Montana	3-1	7
13.	Fordham	5-0	16
14.	McNeese State	4-1	9
15.	Wofford	2-2	15
16.	<b>Bethune-Cookman</b>	<b>3-1</b>	<b>18</b>
17.	Northern Arizona	3-1	22
18.	New Hampshire	1-2	7
19.	Cal Poly	2-2	19
20.	Villanova	2-2	21
21.	James Madison	3-1	14
22.	Youngstown State	4-1	25
23.	Maine	4-1	NR
24.	Gardner-Webb	4-1	NR
25.	Delaware	3-1	NR

Wildcats have picked up 11 sacks already this season by eight different players. That combines with 28 tackles for loss by a total of 18 different players.

## ATOP THE RANKINGS

- The Bethune-Cookman offense and defense have been firing on all cylinders this season. Nothing supports this fact more than the Wildcats being ranked first or second in 12-of-17 possible statistical categories within the Mid-Eastern Athletic Conference. Those categories include being ranked first in scoring offense, rushing offense, scoring defense and total defense. Additionally, the Cats are ranked fourth nationally in pass efficiency defense and total defense.

## NO THANKS, THE GROUND IS FINE

- The Bethune-Cookman offense is about as balanced as it can be, and there's no better way to show that under head coach **Brian Jenkins** than with the fact B-CU hasn't passed for 300 yards in a game since Nov. 20, 2010 vs. Florida A&M.
- None of the current Wildcat quarterbacks have accumulated a 300-yard game passing in their Maroon and Gold careers, but all are capable of producing big numbers on the ground.
- In the Jenkins' era, only twice have the Cats passed for 300-yards or more (vs. Delaware State - Oct. 9, 2010; vs. FAMU - Nov. 20, 2010).

## I DON'T MEAN TO PRY, BUT...

- Offensive coordinator **Jim Pry** has several ties around the nation, not to mention with Vanderbilt. His son, Brent Pry, serves as Vanderbilt's Assistant Head Coach and Co-Defensive Coordinator. In addition, Franklin coached current Vandy head coach James Franklin while he was at East Stroudsburg in Pennsylvania.

## NO FLY ZONE...

- Brian Jenkins** has praised defensive coordinator Charles "Yogi" Jones throughout his years with the program, and this year's defense has looked as solid as ever. Through four games this year, the Wildcats defense has allowed just four passing touchdowns — all but one coming inside the red zone. Add two interceptions, and the secondary looks to be one of the best in FCS.

## HEALTHY JORDAN PAYING DIVIDENDS

- After his first injury-plagues season a year ago which kept him off the field, junior RB **Anthony Jordan** is seeking a healthy and happy year in 2013.
- Jordan leads the Wildcats rushing attack with 302 yards and two touchdowns.
- On the season, Jordan is averaging a total of 6.0 yards per carry, as well as a league-leading 75.5 yards per game.
- Anthony Jordan ranks 10th in the league in total offense (75.5 yards per game).

## HEAD COACH BRIAN JENKINS

- In three short seasons, **Brian Jenkins** has threatened to redefine the 90-year history of football at Bethune-Cookman University. It started in 2010 in his first year as the Wildcats' head coach, coming from Rutgers as an assistant





## B-CU RECORD BOOK

## RUSHING YARDS

## CAREER

Rk.	Name, Years	Yards
1.	Allen Suber, 2000-03.....	2,897
2.	Pa'Tell Troutman, 1998-2000.....	2,839
3.	<b>Isidore Jackson, 2010-present.....</b>	<b>2,550</b>
4.	Randy Walker, 1971-73.....	2,429
5.	Wayne Allen, 1972-74.....	2,119
6.	Jimmie Russell, 2004-07.....	2,305
7.	Kevin Finnie, 1986-88.....	2,103
8.	Jay Rogers, 1999-2003.....	1,992
9.	Steve Wallace, 1994-97.....	1,801
10.	Ricky Cliatt, 1976-79.....	1,708

## RUSHING TOUCHDOWNS

## CAREER

Rk.	Name, Years	TDs
1.	Allen Suber, 2000-03.....	39
2.	Clyde Sanders, 1953-54.....	36
3.	Pa'Tell Troutman, 1998-2000.....	31
4.	Jimmie Russell, 2004-07.....	29
5.	<b>Isidore Jackson, 2010-present.....</b>	<b>26</b>
6.	Eric Weems, 2003-06.....	23
7.	Randy Walker, 1971-73.....	22
8.	Jay Rogers, 1999-2003.....	18
9.	Wayne Allen, 1972-74.....	17
10.	Kelvin Daniels, 1991-93.....	14

## RECEPTIONS

## CAREER

Rk.	Name, Years	Rec.
1.	James Adderly, 1994-98.....	219
2.	Eric Weems, 2003-06.....	178
3.	Morris Nobles, 1992-95.....	143
4.	Erik Lash, 1999-2002.....	133
5.	Jeff Parker, 1990-91.....	125
	Stevie Thomas, 1987-89.....	125
7.	Sebastian Brown, 1982-85.....	120
8.	Leon Gonzalez, 1981-84.....	117
9.	<b>Eddie Poole, 2010-present.....</b>	<b>114</b>
10.	Arthur Simmons, 1982-85.....	112

## RECEIVING TOUCHDOWNS

## CAREER

Rk.	Name, Years	TDs
1.	James Adderly, 1994-98.....	30
2.	Leon Gonzalez, 1981-84.....	21
	Jack "Cy" McClaire, 1949-52.....	21
4.	Eric Weems, 2003-06.....	19
5.	Bernard Coleman, 1973-75.....	18
6.	<b>Eddie Poole, 2010-present.....</b>	<b>17</b>
7.	Erik Lash, 1999-2002.....	16
	Sebastian Brown, 1982-85.....	16
9.	Morris Nobles, 1992-95.....	15
10.	Jeff Parker, 1990-91.....	12
	Remi Watson, 1983-86.....	12

## RECEIVING YARDS

## CAREER

Rk.	Name, Years	TDs
1.	James Adderly, 1994-98.....	3,557
2.	Eric Weems, 2003-06.....	2,533
3.	Erik Lash, 1999-2002.....	2,242
4.	Leon Gonzalez, 1981-84.....	2,151
5.	Morris Nobles, 1992-95.....	2,147
6.	Stevie Thomas, 1987-89.....	2,096
7.	Sebastian Brown, 1982-85.....	1,847
8.	Jeff Parker, 1990-91.....	1,765
9.	<b>Eddie Poole, 2010-present.....</b>	<b>1,529</b>
10.	Greg Taylor, 1984-87.....	1,469

coach. Throughout the duration has been an emergence of a program among the nation's elite behind the architect of one of the most prolific offenses in the entire Football Championship Subdivision. No other coach in school history has guided the football team to two Mid-Eastern Athletic Conference (MEAC) titles in his first three years. While Oliver "Buddy" Pough of South Carolina State has more league titles than that Ft. Lauderdale, Fla. native, only S.C. State's Bill Davis succeeded in doing so as a first-year coach. In the process of accumulating a 30-8 ledger in his fourth year at the helm, the two-time conference coach of the year sandwiched a pair of FCS Playoff appearances around yet another winning season in 2011. Accentuating the success was last year's 21-16 Florida Blue Florida Classic win over rival Florida A&M, marking the first time B-CU collected consecutive wins against the Rattlers since 2003-04. In addition to accumulating a mark of 21-3 in league play, his .769 overall winning percentage is the highest in school history and his .875 percentage in conference play is the second-best by any third-year head coach in league annals.

## JORDAN BURSTS THROUGH

- Junior RB **Anthony Jordan** not only set a career-high with 150 yards on the ground against FIU, but he also became the first B-CU running back to top 100 yards rushing since Isidore Jackson (111 yards) last year at Morgan State.

## CHANGING THE STYLE

- **Brian Jenkins** had previously adopted the dri-fit vest as his game day attire, but now he is changing the style for the 2013 season. The head man is now wearing a long-sleeve dri-fit Bethune-Cookman shirt with the football logo sprawled across it.

## THE CARTER II

- Redshirt freshman **Jontavious Carter** arrived to Bethune-Cookman over the summer from the University of Miami. He did not see playing time at UMIami, but certainly made the most of his time in practice. His first two collegiate receptions as a Wildcat went for touchdowns against Virginia Union last weekend. It was the first two touchdown performance since **Eddie Poole** (vs. Hampton, 2011).

## #FIELDS of DREAMS

- Senior linebacker Jarkevis Fields continues to apply pressure on opposing offenses with lightning speed and brute force. The Sanford, Fla. native has led the Wildcats in tackles in all but one game this season, including six against FBS opponent FIU. Fields is the Preseason MEAC Defensive Player of the Year.



## RETURN MEN

- The 2013 Bethune-Cookman Wildcats return 50 letterwinners, including 13 players who were starters last season – six on offense and seven on defense. B-CU also welcomes back long snapper **Andrew Ferris**, after losing place kicker **Sven Hurd** and punter **Kory Kowalski**.

## 4-2 DEFENSE

- With the Bethune-Cookman offense compiling an average of 29.4 points per game a season ago, the Wildcats' defense took the opportunity by going deep on the depth chart in a number of games – especially the Savannah State contest, to get reserves ample snaps. The result was 42 different players registering at least one tackle on the year.

## THREE MINUTES OR LESS

- The "Speedway Offense" is certainly back in rare form this season under head coach Brian Jenkins. Against Virginia Union, the Wildcats scored eight times via an offensive series. Of those eight scores, seven took less than three minutes off the clock. That includes four scoring drives that spanned less than two minutes.

## LIGHTNING STRIKES

- Of Bethune-Cookman's 14 drives resulting in touchdowns this season, eight have lasted less than three minutes and six lasted two minutes or less.

## ROAD WARRIORS

- Bethune-Cookman has won six straight MEAC games on the road, which leads the league – Hampton and North Carolina A&T are second with just one. The Wildcats' last MEAC road loss occurred on Oct. 8, 2011, at North Carolina A&T (22-3) – the only conference setback in Brian Jenkins' three-year head coaching career.

## DIVINE NINE

- For the first time since October 1, 2010 (at Miami), nine (9) different receivers caught passes against Virginia Union last weekend. In that game back in 2011, 10 different Wildcats caught at least one pass against the Hurricanes.

## RECORD BREAKERS

- The Wildcats' current roster features two players who have etched their names on a prestigious rushing list. SR RB **Isidore Jackson** is chasing several school records, including rushing yards and touchdowns. SR WR **Eddie Poole** chases the all-time receiving yards and receptions mark.

## NON-CONFERENCE SUCCESS

- Since 2010, Bethune-Cookman is 8-4 in regular season, out-of-conference contests, earning notable victories against the likes of Florida International University (FBS member in 2013), Alabama State and Prairie View A&M in the MEAC/SWAC Challenge (2011, 2012). Three of the four losses have come against FBS opponents Miami (Fla.) and Florida State out of the Atlantic Coast Conference. Thus, the lone non-conference loss for the Cats since 2010 came last season to Tennessee State in Daytona Beach, Fla. on the heels of a 21-14 setback.

## BIG RUSHING ATTACK

- In 2012, Bethune-Cookman averaged 244 rushing yards per game, giving the Wildcats an average of 251.3 on the ground the last two seasons. That's the most in consecutive years since 2002-03.
- Both of B-CU's regular rotation running backs of **Isidore Jackson** (5.6) and **Rodney Scott** (4.5) averaged 4.5 yards or better per carry last season.

## FOUR-PUNCH COMBO

- Bethune-Cookman produced 39 touchdowns last season – running back Isidore Jackson (12), wide receiver Eddie Poole (5), quarterback Brodrick Waters (5) and fellow QB Quentin Williams (3) combined for 64 percent of them.

## THE GRIND

- The original series The Grind, written and produced by The CatEye Network, made its debut last week with rave reviews. Check out BCUathletics.com for the latest show as well as previously archived shows.

## SCHEDULE

- As usual, B-CU's 2013 schedule is challenging. Not only do the Wildcats face a pair of FCS opponents in FIU and Florida State, but another key non-conference match-up includes the season-opening visit to OVC foe Tennessee State. The TSU Tigers finished just outside the Top 25 polls a season ago, and were on the verge of claiming the first OVC crown in more than a decade. The contest against the Tigers will be played as part of the John Merritt Classic in the 63,000-seat L.P. Field – home of the TSU Tigers and Tennessee Titans of the National Football League. B-CU plays five home games at Municipal Stadium in 2013. The Cats welcome Virginia Union out of the CIAA, as well as MEAC contests against Savannah State, Norfolk State, South Carolina State (Homecoming) and Hampton. In fact, Bethune-Cookman will open the year with five of its first six games away from Daytona Beach, including a four-game stretch at FIU, FSU, Delaware State and Howard stretching into mid-October. As always, the regular season slate concludes with the annual Florida Blue Florida Classic against rival Florida A&M at the Citrus Bowl in Orlando, Fla. B-CU's Homecoming game against S.C. State is one of the most anticipated Homecoming tickets in nearly a decade, and is expected to sell out in the coming weeks.

## THEY'RE STAYING PUT

- For the first time in the **Brian Jenkins** era, the entire coaching staff from the 2012 campaign is back in place. This small facet is a big deal to Jenkins. For assistant coach **Terry Williams** and Chief of Operations **Jeff Fagan**, they have been with the program since the Alvin Wyatt years.

## #30SOMETHING

- This season, Bethune-Cookman has scored 30 or more points in two of four games.
- In each of its 9 wins a season ago, Bethune-Cookman has scored at least 20 points, including 5 wins when scoring 30+ points – all but one of those games coming in MEAC play.
- The Wildcats have won 21 straight games when scoring 30+ points and are 26-1 in their last 27 games.
- Bethune-Cookman's last loss when scoring 30+ in a game? Nov. 22, 2008 – a 58-35 loss against Florida A&M in

## MEDIA INFORMATION

### COVERING THE WILDCATS

Interview requests for players and coaches after practice must be submitted by Noon the previous day. Member members wishing to write feature stories should submit feature story requests to **Bryan J. Harvey** (harveyb@cookman.edu) by 3 p.m. Sunday.

Harvey and the Bethune-Cookman Communications Staff will make every effort to schedule a separate time to accommodate those requests. Because of time constraints and academic/meeting obligations, media members may only request two (2) student-athletes and/or assistant coaches for post-practice interviews.

### MEAC TELECONFERENCE

Bethune-Cookman head coach **Brian Jenkins** and the league's other 11 coaches will be featured on a weekly teleconference each Tuesday during the 2013 football season from 10 a.m. to 11:43 a.m., beginning Aug. 27, and concluding Dec. 3.

Each coach will have 10 minutes to make an opening statement and answer questions. There will be an audio file available of each teleconference on the Conference's official website (MEACsports.com) each Wednesday afternoon as well as a written transcript of the call.

Jenkins' schedule time is 10:23 a.m. to 10:33 a.m. ET each Tuesday. Media representatives wishing to participate in the teleconference should contact the MEAC Media Relations Office.

#### SCHEDULE OF COACHES:

10 a.m.	MEAC Notes
10:03 a.m.	Donald Hill-Eley (Morgan State)
10:13 a.m.	Earl Holmes (Florida A&M)
10:23 a.m.	Brian Jenkins (Bethune-Cookman)
10:33 a.m.	Kermit Blount (Delaware State)
10:43 a.m.	Rayford Petty (Howard)
10:53 a.m.	Pete Adrian (Norfolk State)
11:03 a.m.	Donovan Rose (Hampton)
11:13 a.m.	Earnest Wilson (Savannah State)
11:23 a.m.	Buddy Pough (South Carolina State)
11:33 a.m.	Rod Broadway (North Carolina A&T)
11:43 a.m.	Dwayne Foster (North Carolina Central)

## B-CU MEDIA EMAIL LIST

#### Releases Available via Email

Media members interested in receiving Bethune-Cookman football releases via email should send requests to **Bryan J. Harvey** (harveyb@cookman.edu) and **Michael Stambaugh** (stambaughm@cookman.edu).

#### Game Day Media Policies

Only working media will be admitted to the Municipal Stadium press box. Seats will be issued according to the following criteria:

- State newspapers by circulation, wire services, national publications, newspapers from opponent's area and student newspapers from B-CU and opposing schools.
- Other daily newspapers, with preference to those that regularly cover B-CU.
- Radio and TV personnel not broadcasting, but considering reporting.
- Non-daily newspapers, with preference to those which regularly cover Bethune-Cookman Football.
- Professional football scouts.
- Freelance and/or non-daily writers may be asked to produce copies of actual publications in which their work has appeared. In some cases, these materials will be required as verification of the writers' status.

Orlando, Fla.

## POOLE KEEPS STREAKING

- Senior receiver **Eddie Poole** caught a pass in the first quarter against Florida State, continuing his consecutive games with a catch streak at 39 games, which stretches his entire career with the Wildcats after transferring from Rutgers.

## CARY ME HOME

- RB **Cary White's** combined with newcomer **Drexler Dixon** to pound the running attack against FIU last weekend. White finished the game with a team second-best 69 yards on just eight carries and registering two touchdowns — including a 43-yarder that put the Cats up 28-7 late in the third quarter.

## TAKE YOUR PICK

- The Bethune-Cookman defense has registered an interception in 20 of the last 23 games. The Cats had the longest streak in the nation at 17 games prior to last season's *Florida Blue Florida Classic* against FAMU when they failed to collect an INT.
- The Wildcats defense has registered interception returns for touchdown in two of the four games this year.

## RETURN TO SENDER

- Senior DB **Tim Burke** recorded his third career interception against FIU, returning it 92 yards for the fourth-longest INT return in school history, and marking his first career interception return for touchdown.
- With interceptions by DE **Erik Williams** and DB **Nick Addison** each going for touchdowns against Virginia Union, the Bethune-Cookman defense accomplished something it hadn't done in more than 15 years...collected two INT returns for touchdowns in the same game.

## EXPLOSION PLAYS

- In 2012, Bethune-Cookman accumulated 47 "explosion plays" of 25 yards or more from scrimmage. Of that number, the Wildcats return 11 players in 2013 who accounted for 35 of those "big plays," including seven by SR RB **Isidore Jackson** and four from SR WR **Eddie Poole**. A staple of Bethune-Cookman's "Speedway" offensive attack, the Wildcats have averaged five "explosion plays" per game since the Miami game last season.

58 - Jordan rush at FIU\*

47 - Jackson rush vs. Virginia Union

44 - Poole rec. vs. Virginia Union

43 - White rush at FIU

33 - Cleckley rec. at Tennessee State

\* indicates touchdown

## 2013 BETHUNE-COOKMAN UNIFORM SYSTEM

- The Wildcats are taking the field this year wearing the MEAC's mandatory Russell apparel, but the combinations — including the helmets, will not be decided until game time each week by the players. The combinations last year had fans begging for more, and the combinations this year are sure to be just as exciting. Here's a breakdown of this combinations game-by-game:

WK	Helmet	Jersey	Pants
1	White	White	Maroon
2	Black	Maroon	Maroon
3	White	White	White
4	Black	White	Black

## FUN FACT I

- For the second year in a row, Bethune-Cookman will play six "State" opponents, and open with a "State" foe as well. B-CU holds a record of 21-9 all-time in season-openers versus "State" opponents. In fact, the Cats are 10-0 in those contests since 1992.

## LESS THAN A CENTURY

- The Bethune-Cookman defense limited the FIU offense to just 73 rushing yards, as well as Virginia Union to just 95 yards rushing in the game. The Wildcats have allowed just Tennessee State to top the 100 yard mark rushing, and has allowed just a single rushing TD all season (vs. Virginia Union).

## ON TV

- B-CU is one of the Mid-Eastern Athletic Conference's most televised teams annually, and this year proves to be no exception. The Wildcats have appeared in no less than three televised games each season since 2010, and



## 2013 MEAC Standings

	Conf.		Overall		Stk
	W	L	W	L	
N.C. A&T	1	0	3	0	W7
Delaware State	1	0	1	3	W1
Norfolk State	1	0	1	3	W1
Bethune-Cookman	0	0	3	1	L1
S.C. State	1	0	2	2	W2
N.C. Central	0	0	2	2	L1
Howard	0	1	1	3	L2
Florida A&M	0	0	1	3	L3
Savannah State	0	1	1	4	L2
Morgan State	0	1	0	5	L11
Hampton	0	1	0	4	L4

## Week 6 Schedule

Saturday, Oct. 5

Savannah State at Norfolk State, 1 p.m.

Florida A&amp;M at Morgan State, 1 p.m.

North Carolina Central at Howard, 1 p.m.

Bethune-Cookman at Delaware State, 2 p.m.

South Carolina State vs. N.C. A&amp;T, 4 p.m. (ESPN3)

All times Eastern Standard

## 2013 MEAC Preseason Poll

- Bethune-Cookman (16)** 145
- South Carolina State (2) 365
- North Carolina A&T 302
- North Carolina Central 260
- Florida A&M 250
- Howard 227
- Norfolk State (1) 22
- Delaware State 201
- Hampton (1) 196
- Morgan State 113
- Savannah State (1) 52





## QUICK FACTS

### UNIVERSITY INFORMATION

Location	Daytona Beach, Fla.
Enrollment	3,578
Founded	1904
Nickname	Wildcats
Colors	Maroon (PMS 209) and Gold (PMS 130)
President	Dr. Edison O. Jackson
Director of Athletics	Lynn W. Thompson
Conference	Mid-Eastern Athletic (MEAC)
Stadium / Capacity	Municipal Stadium / 9,601
Press Box Phone	386-671-8968/8973
Ticket Office Phone	386-481-2465

### COACHING STAFF

Head Coach	Brian Jenkins
Record at B-CU	30-9 (4th season)
Career Record	30-9 (4th season)
Asst. HC / Special Teams / Safeties	Terry Sims
Assoc. HC / Def. Coord. / LBs	Charles "Yogi" Jones
Offensive Coord. / QBs	Jim Pry
Cornerbacks	Terry Williams
Defensive Line / Recruiting Coord. (JuCo)	Earl Lane
Offensive Line	John Powers
Tight Ends / Recruiting Coord. (HS)	Lawal McCray
Wide Receivers / Camp Coord.	D.J. McCarthy
Running Backs	Autry L. Denson, Jr.
Asst. Defensive Coach	Keith Little
Graduate Assistant / Offense	Ryan Kobbe
Graduate Assistant / Defense	Sharrick Moore

### SUPPORT STAFF

Chief of Staff	Jeff Fagan
Head Strength Coach	Medgar Harrison
Asst. Strength Coach	Adrian Briones
Massage & Recovery	John Schmitz
Media & Video Coordinator	Darian McCaskill
Administrative Assistant to Head Coach	Jocelyn Riley
Head Football Athletic Trainer	Emily Nibelink
Equipment Manager	Michael Humphrey
Operations Staff	Rose Amazan
	Joe Black
	Dominique Rodman
	Briana Jenkins

### COMMUNICATIONS (FOOTBALL)

Asst. AD for Communications	Bryan J. Harvey
Cell	757-268-4561
E-mail	harveyb@cookman.edu
Twitter	@SoBeeHarv
Associate Director	Michael Stambaugh
Cell	785-979-5721
E-mail	stambaughm@cookman.edu
Twitter	@BCUathletics
Assistant Director	Dan Ryan
Cell	801-376-6883
E-mail	ryand@cookman.edu
Twitter	@DaytonaDan
Website	<a href="http://www.BCUathletics.com">www.BCUathletics.com</a>
Football Twitter	@BCUGridIron
Mailing Address	640 Dr. Mary McLeod Bethune Blvd. Office of Athletic Communications Daytona Beach, FL 32114

this year's schedule will see five nationally broadcast games. Tennessee State, Florida State, North Carolina Central and Florida A&M will all be a part of the ESPN family of networks, while the FIU game is slated for a Fox Sports broadcast.

### JACKSON, RICHARDSON NAMED TO CFPA WATCH LIST

- Senior running back **Isidore Jackson** and junior defensive lineman **LeBrandon Richardson** are among the names listed on the 2013 CFPA National Performer of the Year Watch List.
- Jackson and Richardson are two of seven FCS players from HBCUs on the 2013 National Performer of the Year Watch List by College Football Performance Award. The two players join Isaiah Crowell (Alabama State), Robert Simpson (Mississippi Valley State), Lynden Trail (Norfolk State), Qua Cox (Jackson State) and Steven Godbolt III (Tennessee State) are the other HBCU representatives on this year's list.

### WILDCATS CONTINUE HIGH APR MARKS

- Bethune-Cookman University finished in the top five of the MEAC in 10 of the 17 sponsored sports, and led the MEAC with the highest APR mark in football, men's cross country, softball and women's golf.
- The school also enjoyed second place rankings in men's basketball, baseball, men's indoor track & field, and men's outdoor track & field. Men's golf and men's tennis each finished fifth in the multi-year rankings.
- Four B-CU teams collected APR scores of .976 or better, including women's golf with a perfect 100 percent academic progress rate (APR).
- Football finished with a .935, allowing them to finish in the top half of the league for that particular sport.

#### BETHUNE-COOKMAN'S 2013 APR PERCENTAGES

SPORT	SCORE
Women's Golf	1.000
Men's Cross Country	.990
Softball	.982
Men's Tennis	.976
Baseball	.966
Women's Tennis	.964
Bowling	.962
Volleyball	.956
Men's Outdoor Track & Field	.954
Men's Indoor Track & Field	.953
Men's Basketball	.947
Football	.935
Men's Golf	.924
Women's Cross Country	.923
Women's Indoor Track & Field	.922
Women's Basketball	.922
Women's Outdoor Track & Field	.920

### FIND US SOCIALLY

- For all the latest information on Bethune-Cookman Wildcats Football, follow @BCUathletics or @BCUGridIron on Twitter.



# BETHUNE-COOKMAN DEPTH CHART

GAME 5 at Delaware State  
as of Sept. 30, 2013

SS	FS
10 Jameson WRIGHT 6-1 • 190 • Jr. Ft. Pierce, Fla.	7 Nick ADDISON 6-2 • 180 • Jr. Tampa, Fla.
22 Joshua RICHARDSON 5-10 • 185 • Jr. Moss Point, Miss.	13 Theodore HOWARD 5-11 • 175 • Sr. Ft. Meade, Fla.

SAM	MIKE	WILL
41 Nesley MARCELLON 6-1 • 225 • Sr. Ft. Lauderdale, Fla.	1 Jarkevis FIELDS 6-0 • 230 • Sr. Sanford, Fla.	16 Donald SMITH 6-0 • 218 • Jr. Tampa, Fla.
51 Arlen McCRAY-NIBBS 6-0 • 250 • Jr. Atlanta, Ga.	9 Tavarus DANTZLER 6-3 • 225 • Jr. Homestead, Fla.	42 Ralph WILLIAMS, JR. 6-1 • 240 • Jr. Miami, Fla.

## PRONUNCIATION GUIDE

Rahdeese Alcutt	Rah-DEE-se
Dariusz Bladdek	DARE-ee-YOU-sh
Jocelyn Borgella	BORE-jell-ah
Jontavious Carter	John-TAY-VEE-us
Tavarus Dantzler	Toe-VAR-us
	DANCE-ler
Jawill Davis	jah-WILL
Andrew Edouard	ed-WHARD
Atreyu Farrior	Uh-TREY-you
Jarkevis Fields	Jar-KEE-vus
Jhomo Gordon	JOE-moe
Uriah Horne	YOU-rye-uh
Isidore Jackson	EYES-uh-DOOR
Jarontay Jones	Jar-RON-tay
William Koen III	CONE
Angel LoCicero	Low-SISS-err-ROE
Ja-Quan Lumas	JAY-kwahn
Werley Placide	WHIRL-ee
	Pluh-SEED
Jamaruz Thompkins	Juh-MARE-us

CB	DE	DT	DT	DE	CB
21 Tim BURKE 5-10 • 175 • Sr. Ft. Lauderdale, Fla.	50 LeBrandon RICHARDSON 6-2 • 255 • Jr. Miami, Fla.	91 Tevin TONEY 6-2 • 265 • Sr. Sebring, Fla.	56 Rony BARROW 6-2 • 250 • Jr. Brooklyn, N.Y.	43 Erik WILLIAMS 6-3 • 250 • Sr. Ft. Lauderdale, Fla.	8 Thomas FINNIE 5-10 • 185 • Jr. Miami, Fla.
36 Marquis DRAYTON 6-1 • 200 • Soph. Ft. Lauderdale, Fla.	49 Dyrón DYE 6-5 • 258 • Grad. Sanford, Fla.	44 Branden BRYANT 6-1 • 295 • Jr. Atlanta, Ga.	99 Dwayne MONTGEMERY 6-5 • 253 • Jr. Ft. Lauderdale, Fla.	59 Brandin HUDSON 6-1 • 276 • Jr. Miramar, Fla.	29 Dion HANKS 5-10 • 190 • Jr. Miami, Fla.

TE	LT	LG	C	RG	RT
83 Jordan MURPHY 6-2 • 245 • Sr. Ayer, Mass.	68 Alex MONROE 6-5 • 305 • Sr. Jacksonville, Fla.	53 Rashard BROWN 6-3 • 305 • Jr. Kissimmee, Fla.	54 Brian DORSEY 6-4 • 300 • Jr. Jacksonville, Fla.	77 Dariusz BLADEK 6-5 • 310 • Soph. Kissimmee, Fla.	65 Anthony KIBLER 6-4 • 338 • Jr. Belle Glade, Fla.
6 Justin HENDERSON 6-2 • 240 • Jr. North Little Rock, Ark.	57 Trevin HUFF 6-4 • 270 • Soph. Tallahassee, Fla.	62 Andrew EDOUARD 6-2 • 295 • Jr. Philadelphia, Pa.	66 Dazzie MORRIS 6-2 • 260 • Fr. Apopka, Fla.	74 Michael J. JONES 6-7 • 310 • Soph. Fayetteville, N.C.	57 Trevin HUFF 6-4 • 270 • Soph. Tallahassee, Fla.

WR	QB	WR	WR
3 Eddie POOLE 6-4 • 195 • Sr. Bell Glade, Fla.	14 Quentin WILLIAMS 6-0 • 190 • Jr. Tampa, Fla.	12 Preston CLECKLEY 5-8 • 170 • Sr. Delray Beach, Fla.	18 Isaac VIRGIN 6-4 • 235 • Sr. Ft. Pierce, Fla.
15 Jontavious CARTER 6-2 • 203 • Soph. Cordele, Ga.	5 Jackie WILSON 6-0 • 210 • Sr. Ft. Lauderdale, Fla.	17 Jhomo GORDON 6-0 • 195 • Jr. Palm Bay, Fla.	19 Michael D. JONES 6-0 • 185 • Fr. Sarasota, Fla.

SPECIAL TEAMS				
PK/KO -	47 Jonathan CAGLE	6-3	175	Soph. Pensacola, Fla.
P -	47 Jonathan CAGLE	6-3	175	Soph. Pensacola, Fla.
LS -	58 Andrew FERRIS	6-2	240	Sr. Daytona Beach, Fla.
	66 Dazzie MORRIS	6-2	260	Fr. Apopka, Fla.
HO -	11 Brodrick WATERS	5-11	195	Sr. Sarasota, Fla.
	5 Jackie WILSON	6-0	210	Sr. Ft. Lauderdale, Fla.
PR -	20 Jocelyn BORGELLA	5-8	180	Soph. Miami, Fla.
	12 Preston CLECKLEY	5-8	170	Sr. Delray Beach, Fla.
KR -	84 Darian BAKER	5-10	174	Fr. Jacksonville, Fla.
	19 Michael D. Jones	6-0	185	Fr. Sarasota, Fla.
	15 Jontavious CARTER	6-2	203	Soph. Cordele, Ga.

RB	RB
26 Cary WHITE 5-10 • 210 • Jr. Tampa, Fla.	2 Isidore JACKSON 5-10 • 205 • Sr. Mossy Head, Fla.
28 Drexler DIXON 5-10 • 180 • Soph. Orlando, Fla.	4 Anthony JORDAN 6-0 • 220 • Jr. Atlanta, Ga.

# GAME RECAPS

GAME 1 • NASHVILLE, TENN. • LP FIELD			
		23/20 BETHUNE-COOKMAN	12
		TENNESSEE STATE	9
SCAN QR CODE FOR: Photos, Stats, Interviews, Highlights, Game Replay			

## GAME NOTES

- WR Eddie Poole extended his streak of consecutive games with a reception to 36 as he hauled in a first quarter pass from Jackie Wilson.
- The halftime tie score of 6-6, it marks the first tie score for the Wildcats at the half since the N.C. Central in Daytona Beach. That game was tied at 14, until the Cats broke the game open in the second half for a 42-17 defeat of the Eagles.
- The Wildcats got on the board first on their opening drive of the game, courtesy a 21-yard Jonathan Cagle field goal.
- It was Bethune-Cookman's first victory over Tennessee State since 1987.
- TE Jordan Murphy was named Offensive MVP.
- LB Jarkevis Fields was named Defensive MVP.
- Head coach Brian Jenkins improved to 4-0 all-time in season-openers.

## STATISTICS

SCORING	1	2	3	4	OT	F
Bethune-Cookman	6	0	0	6	—	12
Tennessee State	0	6	3	0	—	9

## SCORING SUMMARY

1st	7:13	BC	Cagle 21 FG
	2:08	BC	Cagle 30 FG
2nd	11:28	TS	Godfrey 21 FG
	1:48	TS	Godfrey 44 FG
3rd	1:14	TS	Godfrey 26 FG
4th	5:01	BC	Murphy 6 pass from Wilson (Cagle kick blocked)

TEAM STATISTICS	BCU	TSU
FIRST DOWNS	17	14
RUSHES-YARDS (NET)	42-162	38-116
PASSING YDS (NET)	98	132
Passes Comp-Att-Int	10-20-1	13-22-0
TOTAL OFFENSE PLAYS-YARDS	62-260	60-248
Fumble Returns-Yards	0-0	0-0
Punt Returns-Yards	2-41	2-51
Kickoff Returns-Yards	3-99	3-84
Interception Returns-Yards	0-0	1-0
Punts (Number-Avg)	4-27.0	5-30.0
Fumbles-Lost	1-0	2-0
Penalties-Yards	5-35	8-70
Possession Time	28:13	31:47
Third-Down Conversions	4 of 14	8 of 16
Fourth-Down Conversions	3 of 3	0 of 0
Red-Zone Scores-Chances	3-3	3-3

## INDIVIDUAL STATISTICS

**RUSHING:** BCU — Jackson 12-56; Wilson 11-43; Waters 7-34; Jordan 8-26; White 3-7; TEAM 1-(-4). TSU — Hooks 13-47; Broughton 14-45; Leonard 1-31; Davenport 1-0; Butler 9-(-7).

**PASSING:** BCU — Wilson 7-12-0-54 1 TD; Waters 3-8-1-44. TSU — Butler 13-21-0-132.

**RECEIVING:** BCU — Murphy 3-35 1 TD; Poole 3-16; Jordan 2-8; Cleckley 1-33; TEAM 1-0. TSU — Leonard 5-38; Wilson 3-36; Kelly 2-26; Broughton 2-21; Hooks 1-11.

**INTERCEPTIONS:** BCU — None. TSU — Van Dyke 1-0.

**FUMBLES:** BCU — TEAM 1-0. TSU — Hooks 1-0; Leonard 1-0.

**SACKS (UA-A):** BCU — Finnie 1-0; Richardson 1-0; Marcellon 1-0; Fields 1-0. TSU — Shipley 0-1; Evans 0-1.

**TACKLES (UA-A):** BCU — Richardson 8-2; Fields 6-4; Toney 5-2; Addison 4-1; Marcellon 4-1; Williams, Jr. 3-1. TSU — Thrasher 6-4; Evans 3-5; Harper 2-3; Jackson 4-0; Fitzpatrick 4-0; Godbolt III 4-0; Jackson 3-1.

GAME 2 • DAYTONA BEACH, FLA. • MUNICIPAL STADIUM			
		VIRGINIA UNION	7
		25/23 BETHUNE-COOKMAN	66
SCAN QR CODE FOR: Photos, Stats, Interviews, Highlights, Game Replay			

## GAME NOTES

- Eight different receivers caught passes for the Wildcats today, marking the first time that's happened since 2010.
- QB Quentin Williams' first carry of the season was a keeper around the left side for a touchdown in the first quarter.
- DE Erik Williams returned his first career touchdown came via a 41-yard pickoff on VUU quarterback Shawheem Dowdy in the first quarter.
- WR Jontavious Carter hauled in two touchdowns through the air, becoming the first player to register two receiving TDs in a game since Eddie Poole (vs. Hampton, 2011).
- Senior WR Eddie Poole extended his streak of consecutive games with a reception to 37 as he hauled in a first quarter pass from Quentin Williams.
- Jonathan Cagle has connected on all three of his field goal attempts this season in his rookie debut.

## STATISTICS

SCORING	1	2	3	4	OT	F
Virginia Union	0	7	0	0	—	7
Bethune-Cookman	17	21	14	14	—	66

## SCORING SUMMARY

1st	9:47	BC	Cagle 20 FG
	5:39	BC	E. Williams 41 INT return (Waters rush)
	0:19	BC	Q. Williams 5 run (Cagle kick blocked)
2nd	8:04	VU	Kelly 1 run (Krepich kick)
	6:09	BC	White 1 run (Cagle kick)
	5:53	BC	Addison 38 INT return (Cagle kick)
	3:32	BC	Jordan 20 run (Cagle kick)
3rd	11:25	BC	Carter 16 pass from Wilson (Cagle kick)
	3:05	BC	Carter 22 pass from Waters (Cagle kick)
4th	6:21	BC	Dixon 12 run (Cagle kick)
	2:11	BC	Michael D. Jones 16 pass from Q. Williams (Cagle kick)

TEAM STATISTICS	VUU	BCU
FIRST DOWNS	14	25
RUSHES-YARDS (NET)	45-95	44-282
PASSING YDS (NET)	87	182
Passes Comp-Att-Int	12-23-3	13-20-1
TOTAL OFFENSE PLAYS-YARDS	182	464
Fumble Returns-Yards	0-0	0-0
Punt Returns-Yards	0-0	3-21
Kickoff Returns-Yards	10-203	1-28
Interception Returns-Yards	1-9	3-79
Punts (Number-Avg)	5-21.0	0-0.0
Fumbles-Lost	2-0	2-0
Penalties-Yards	7-74	10-68
Possession Time	38:11	21:49
Third-Down Conversions	6 of 16	8 of 11
Fourth-Down Conversions	1 of 4	0 of 2
Red-Zone Scores-Chances	1-1	7-8

## INDIVIDUAL STATISTICS

**RUSHING:** VUU — Shaw 14-65; Kelly 19-41; Dowdy 6-3; Parker 1-2; Malone 4-1; Reynoso 1-(-17). BCU — White 8-62; Jackson 6-45; Jordan 6-45; Q. Williams 4-32; Dixon 5-32; Arnold 7-28; Wilson 4-24; Waters 4-14.

**PASSING:** VUU — Graham 7-14-2-43; Dowdy 5-9-1-44. BCU — Waters 4-8-0-54 1 TD; Wilson 5-7-0-55 1 TD; Q. Williams 4-5-1-73 1 TD.

**RECEIVING:** VUU — Holmes 4-41; Wright 3-12; Duchenne 1-24;

Anderson 1-4; Davis 1-3; Shaw 1-2; Parker 1-1. BCU — Gordon 3-28; Carter 2-38 2 TD; Davis 2-19; Poole 1-44; Michael D Jones 1-161 TD; Virgin 1-14; Jordan 1-9; Lumas 1-7; Murphy 1-7.

**INTERCEPTIONS:** VUU — Blanks 1-9. BCU — E. Williams 1-41 1 TD; Addison 1-38 1 TD; Richardson 1-0.

**FUMBLES:** VUU — Dowdy 1-0; Reynoso 1-0. BCU — Wilson 1-0; Waters 1-0.

**SACKS (UA-A):** VUU — None. BCU — Dye 2-0-12.

**TACKLES (UA-A):** VUU — Blanks 4-8; Bailey 5-4; Wallace 3-5; Neeley 1-5; Roane 3-2; Elsayed 3-1. BCU — Fields 3-4; Howard 2-5; Dantzer 5-1; Dye 3-3; Smith 2-4; Marcellon 0-6.

GAME 3 • MIAMI, FLA. • FIU STADIUM			
		23/22 BETHUNE-COOKMAN	34
		FIU	13
SCAN QR CODE FOR: Photos, Stats, Interviews, Highlights, Game Replay			

## GAME NOTES

- RB Anthony Jordan's 150-yards were a career-high, and his 58-yard first-quarter touchdown was the longest run of his career.
- DB Tim Burke's 92-yard INT return was the fourth-longest in program history.
- Jordan has scored a touchdown in six of his last eight games.
- The Bethune-Cookman defense has now scored as many touchdowns (3) as it has allowed (3) so far this season.
- The win is the first for B-CU against an FBS opponent, and puts the Wildcats record against FBS opponents at 1-2 all-time.
- The B-CU defense allowed just its first second half touchdown of the year.
- This is B-CU's first 3-0 start since 2010. B-CU had a 4-0 start in 2003 that included a win over FIU in week three, as well as a 9-0 start in 2002 that included a 31-0 win over FIU in week four that same year.

## STATISTICS

SCORING	1	2	3	4	OT	F
Bethune-Cookman	7	7	14	6	—	34
FIU	0	7	0	6	—	13

## SCORING SUMMARY

1st	11:27	BCU	Jordan 58 run (Cagle kick)
2nd	6:51	FIU	T.J. Lowder 8 pass from Medlock (Taylor kick)
	1:58	BCU	White 5 run (Cagle kick)
3rd	7:46	BCU	Q. Williams 15 run (Cagle kick)
	4:01	BCU	White 43 run (Cagle kick)
4th	14:38	BCU	Burke 92 INT return (Cagle kick blocked)
	7:45	FIU	J. Smith 1 pass from Hilliard (Taylor kick blocked)

TEAM STATISTICS	BCU	FIU
FIRST DOWNS	19	9
RUSHES-YARDS (NET)	52-311	33-73
PASSING YDS (NET)	38	156
Passes Comp-Att-Int	6-11-1	11-18-1
TOTAL OFFENSE PLAYS-YARDS	349	229
Fumble Returns-Yards	0-0	0-0
Punt Returns-Yards	3-16	3-87
Kickoff Returns-Yards	3-69	6-173
Interception Returns-Yards	1-92	1-0
Punts (Number-Avg)	5-42.8	7-34.3
Fumbles-Lost	2-0	1-1
Penalties-Yards	6-60	7-50
Possession Time	34:15	25:45
Third-Down Conversions	4 of 12	3 of 12
Fourth-Down Conversions	1 of 1	1 of 2
Red-Zone Scores-Chances	2-2	2-3

## INDIVIDUAL STATISTICS

**RUSHING:** BCU — Jordan 21-150; White 8-69; Q.

Williams 13-69; Dixon 7-29; Cleckley 1-7; TEAM 2-(-13). FIU — Caldwell 13-38; Spearman 6-21; Coleman 3-6; Medlock 10-5; Satterfield-Rowe 1-3.

**PASSING:** BCU — Q. Williams 6-11-1-38. FIU — Medlock 9-15-1-149 2 TD; Hilliard 2-3-0-7.

**RECEIVING:** BCU — Jordan 3-14; Cleckley 2-11; Poole 1-13. FIU — Lowder 6-125; Porter 2-16; J. Smith 2-9; Jasper 1-6.

**INTERCEPTIONS:** BCU — Burke 1-92. FIU — Miller 1-0.

**FUMBLES:** BCU — Jordan 2-0. FIU — Spearman 1-0.

**SACKS (UA-A):** BCU — Barrow 2-0-11; Marcellon 1-0-8; E. Williams 1-0-16. FIU — Francois 1-0-9; Patrick Jean 1-0-4.

**TACKLES (UA-A):** BCU — Fields 2-4; Addison 2-3; D. Smith 2-3; Drayton 2-3; Barrow 4-0. FIU — Russell 10-4; Hickman 5-3; D. Jones 5-2; Perine 3-1; Rosado 2-2.



# GAME RECAPS

GAME 4 • TALLAHASSEE, FLA. • DOAK CAMPBELL STADIUM			
		19/17 BETHUNE-COOKMAN	6
		8/8 FLORIDA STATE	54
SCAN QR CODE FOR: Photos, Stats, Interviews, Highlights, Game Replay			

## GAME NOTES

- Senior LB Jarkevis Fields registered two tackles tonight, placing him 10th all-time in school history for career tackles with 237 career tackles.
- With just seven points scored in the game, Bethune-Cookman failed to score in double-digits for the first time since Oct. 8, 2011, at North Carolina A&T. The Wildcats lost that game, 22-3.
- With tonight's loss, Bethune-Cookman's streak of six consecutive road wins comes to an end. The last loss – a 38-10 decision at ACC foe Miami (Fla.) on Sept. 15, 2012.
- Senior OL Alex Monroe took a tipped Quentin Williams pass attempt in the first quarter, taking in his first career reception.
- Senior receiver Eddie Poole extended his streak of consecutive games with a reception to 39 as he hauled in a first quarter pass from quarterback Quentin Williams.
- Florida State's first quarter interception for touchdown was the first against Bethune-Cookman since Miami (Fla.) accomplished the feat on Oct. 11, 2011.

## STATISTICS

SCORING	1	2	3	4	OT	F
Bethune-Cookman	0	0	6	0	—	6
Florida State	10	23	21	0	—	54

## SCORING SUMMARY

1st	8:39	FS	Telvin Smith 68 INT return (Aguayo kick)
	2:33	FS	Aguayo 45 FG
2nd	13:50	FS	Team Safety
	12:11	FS	Benjamin 11 pass from Winston (Aguayo kick)
	5:49	FS	Wilder, Jr. 2 run (Aguayo kick)
	1:13	FS	Freeman 1 run (Aguayo kick)
3rd	13:39	FS	Greene 19 pass from Winston (Aguayo kick)
	8:21	BC	Wilson 7 run (Cagle kick failed)
	6:15	FS	K. Williams 3 run (Aguayo kick)
	0:46	FS	K. Williams 1 run (Aguayo kick)

TEAM STATISTICS	BCU	FSU
FIRST DOWNS	18	26
RUSHES-YARDS (NET)	56-182	36-266
PASSING YDS (NET)	60	226
Passes Att-Comp-Int	17-8-1	25-13-0
TOTAL OFFENSE PLAYS-YARDS	73-242	61-492
Fumble Returns-Yards	0-0	0-0
Punt Returns-Yards	1-6	0-0
Kickoff Returns-Yards	7-104	3-86
Interception Returns-Yards	0-0	1-68
Punts (Number-Avg)	8-39.1	3-39.0
Fumbles-Lost	2-0	1-1
Penalties-Yards	8-59	3-25
Possession Time	35:59	24:01
Third-Down Conversions	9 of 18	2 of 6
Fourth-Down Conversions	0 of 0	0 of 0
Red-Zone Scores-Chances	1-1	6-7

## INDIVIDUAL STATISTICS

**RUSHING:** BCU — Jordan 15-81; Wilson 12-41; Green 10-28; White 7-13; Q. Williams 7-11; Dixon 5-8. FSU — Freeman 10-112; K. Williams 9-83; Wilder, Jr. 8-56; Winston 3-11; Green 5-8; Coker 1-(-4).

**PASSING:** BCU — Wilson 5-10-0-37; Q. Williams 3-7-1-23. FSU — Winston 10-19-0-148; Coker 3-6-0-78.

**RECEIVING:** BCU — Poole 3-46; Murphy 2-9; Baker 1-5; Monroe 1-0; Terry 1-0. FSU — Shaw 4-89; Greene 4-44; Benjamin 2-26; Green 2-25; Whitfield 1-42.

**INTERCEPTIONS:** BCU — None. FSU — T. Smith 1-68.

**FUMBLES:** BCU — Dixon 1-0; Q. Williams 1-0. FSU — Wilder, Jr. 1-1.

**SACKS (UA-A):** BCU — Bryant 1-0. FSU — Thomas 1-0; Ramsey 1-0; Terrance Smith 1-0.

**TACKLES (UA-A):** BCU — Drayton 5-6; Addison 1-6; Bryant 5-0; Hanks 2-2; Williams, Jr. 2-2. FSU — Terrance Smith 5-7; Casher 6-4; Eligwe 2-4; Brooks 3-2; Levenberry 3-2; Northrup 2-3; Telvin Smith 2-3.



# 2013 STATISTICS (OVERALL: 3-1, MEAC: 0-0, HOME: 1-0, AWAY: 2-1)

## RESULTS

RESULTS					2-0 (0-0, MEAC)	
DATE	BCU	OPP	OPPONENT	W/L	SCORE	ATT
Sept. 1	23	RV	at Tennessee State	W	12-9	16,108
Sept. 7	25	—	Virginia Union	W	66-7	6,478
Sept. 14	23	—	at FIU	W	34-13	14,957
Sept. 21	19	8	at Florida State	L	6-54	74,841
Oct. 5	—	—	• at Delaware State			
Oct. 12	—	—	• at Howard			
Oct. 19	—	—	• Savannah State			
Oct. 26	—	—	• South Carolina State			
Nov. 2	—	—	• at North Carolina Central			
Nov. 9	—	—	• Norfolk State			
Nov. 16	—	—	• Hampton			
Nov. 23	—	—	• vs. Florida A&M			

## TEAM STATISTICS

	BCU	OPP
<b>SCORING</b>	<b>118</b>	<b>83</b>
Points Per Game	29.5	20.8
<b>FIRST DOWNS</b>	<b>79</b>	<b>63</b>
Rushing	56	29
Passing	18	26
Penalty	5	8
<b>RUSHING YARDAGE</b>	<b>937</b>	<b>550</b>
Yards gained rushing	1046	683
Yards lost rushing	109	133
Rushing Attempts	194	152
Average Per Rush	4.8	3.6
Average Per Game	234.2	137.5
TDs Rushing	9	5
<b>PASSING YARDAGE</b>	<b>378</b>	<b>601</b>
Comp-Att-Int	37-68-4	49-88-4
Average Per Pass	5.6	6.8
Average Per Catch	10.2	12.3
Average Per Game	94.5	150.2
TDs Passing	4	4
<b>TOTAL OFFENSE</b>	<b>1315</b>	<b>1151</b>
Total Plays	262	240
Average Per Play	5.0	4.8
Average Per Game	328.8	287.8
<b>KICK RETURNS: #Yards</b>	<b>14-300</b>	<b>22-546</b>
<b>PUNT RETURNS: #Yards</b>	<b>9-84</b>	<b>5-138</b>
<b>INT RETURNS: #Yards</b>	<b>4-171</b>	<b>4-77</b>
<b>KICK RETURN AVERAGE</b>	<b>21.4</b>	<b>24.8</b>
<b>PUNT RETURN AVERAGE</b>	<b>9.3</b>	<b>27.6</b>
<b>INT RETURN AVERAGE</b>	<b>42.8</b>	<b>19.2</b>
<b>FUMBLES-LOST</b>	<b>7-0</b>	<b>6-2</b>
<b>PENALTIES-Yards</b>	<b>29-222</b>	<b>25-219</b>
Average Per Game	55.5	54.8
<b>PUNTS-Yards</b>	<b>17-635</b>	<b>20-612</b>
Average Per Punt	37.4	30.6
Net punt average	26.9	26.4
<b>TIME OF POSSESSION/Game</b>	<b>30:04</b>	<b>29:56</b>
<b>3RD-DOWN Conversions</b>	<b>25/55</b>	<b>19/50</b>
3rd-Down Pct	45%	38%
<b>4TH-DOWN Conversions</b>	<b>4/6</b>	<b>2/6</b>
4th-Down Pct	67%	33%
<b>SACKS BY-Yards</b>	<b>11-79</b>	<b>6-46</b>
<b>MISC YARDS</b>	<b>0</b>	<b>0</b>
<b>TOUCHDOWNS SCORED</b>	<b>16</b>	<b>10</b>
<b>FIELD GOALS-ATTEMPTS</b>	<b>3-3</b>	<b>4-5</b>
<b>ON-SIDE KICKS</b>	<b>0-0</b>	<b>0-0</b>
<b>RED-ZONE SCORES</b>	<b>(13-14) 93%</b>	<b>(12-14) 86%</b>
<b>RED-ZONE TOUCHDOWNS</b>	<b>(10-14) 71%</b>	<b>(9-14) 64%</b>
<b>PAT-ATTEMPTS</b>	<b>(11-15) 73%</b>	<b>(9-10) 90%</b>
<b>ATTENDANCE</b>	<b>6478</b>	<b>105906</b>
Games/Avg Per Game	1/6478	3/35302

SCORE BY QUARTERS	1Q	2Q	3Q	4Q	OT	Total
Bethune-Cookman	30	28	34	26	0	118
Opponents	10	43	24	6	0	83

## RUSHING

	G	ATT	GAIN	LOSS	NET	AVG	TD	LG	YPG
Anthony Jordan	4	50	324	22	302	6.0	2	58	75.5
Cary White	4	26	154	3	151	5.8	3	43	37.8
Quentin Williams	3	24	150	38	112	4.7	2	22	37.3
Jackie Wilson	3	27	124	16	108	4.0	1	15	36.0
Isidore Jackson	3	18	108	7	101	5.6	0	47	33.7
Drexler Dixon	4	17	70	1	69	4.1	1	13	17.2
Brodrick Waters	3	11	51	3	48	4.4	0	14	16.0
Malik Green	1	10	30	2	28	2.8	0	9	28.0
D'Vontis Arnold	2	7	28	0	28	4.0	0	7	14.0
Preston Cleckley	4	1	7	0	7	7.0	0	7	1.8
Team	2	3	0	17	-17	-5.7	0	0	-8.5
<b>TOTAL</b>	<b>4</b>	<b>194</b>	<b>1046</b>	<b>109</b>	<b>937</b>	<b>4.8</b>	<b>9</b>	<b>58</b>	<b>234.2</b>
<b>OPPONENTS</b>	<b>4</b>	<b>152</b>	<b>683</b>	<b>133</b>	<b>550</b>	<b>3.6</b>	<b>5</b>	<b>35</b>	<b>137.5</b>

## PASSING

	G	EFF	C-A-I	PCT	YDS	TD	LG	AVG/G
Jackie Wilson	3	123.67	17-29-0	58.6	146	2	23	48.7
Quentin Williams	3	93.72	13-23-3	56.5	134	1	44	44.7
Brodrick Waters	3	103.32	7-16-1	43.8	98	1	33	32.7
<b>TOTAL</b>	<b>4</b>	<b>108.75</b>	<b>37-68-4</b>	<b>54.4</b>	<b>378</b>	<b>4</b>	<b>44</b>	<b>94.5</b>
<b>OPPONENTS</b>	<b>4</b>	<b>118.96</b>	<b>49-88-4</b>	<b>55.7</b>	<b>601</b>	<b>4</b>	<b>48</b>	<b>150.2</b>

## RECEIVING

	G	NO	YDS	AVG	TD	LG	AVG/G
Eddie Poole	4	8	119	14.9	0	44	29.8
Jordan Murphy	4	6	51	8.5	1	15	12.8
Anthony Jordan	4	6	31	5.2	0	9	7.8
Preston Cleckley	4	3	44	14.7	0	33	11.0
Jhomo Gordon	4	3	28	9.3	0	13	7.0
Jontavious Carter	4	2	38	19.0	2	22	9.5
Jawill Davis	4	2	19	9.5	0	11	4.8
Michael D. Jones	4	1	16	16.0	1	16	4.0
Isaac Virgin	4	1	14	14.0	0	14	3.5
Ja-Quan Lumas	1	1	7	7.0	0	7	7.0
Cary White	4	1	6	6.0	0	6	1.5
Darian Baker	4	1	5	5.0	0	5	1.2
Chase Terry	3	1	0	0.0	0	0	0.0
Alex Monroe	4	1	0	0.0	0	0	0.0
<b>TOTAL</b>	<b>4</b>	<b>37</b>	<b>378</b>	<b>10.2</b>	<b>4</b>	<b>44</b>	<b>94.5</b>
<b>OPPONENTS</b>	<b>4</b>	<b>49</b>	<b>601</b>	<b>12.3</b>	<b>4</b>	<b>48</b>	<b>150.2</b>

## TOTAL OFFENSE

	G	PLAYS	RUSH	PASS	TOTAL	AVG/G
Anthony Jordan	4	50	302	0	302	75.5
Jackie Wilson	3	56	108	146	254	84.7
Quentin Williams	3	47	112	134	246	82.0
Cary White	4	26	151	0	151	37.8
Brodrick Waters	3	27	48	98	146	48.7
Isidore Jackson	3	18	101	0	101	33.7
Drexler Dixon	4	17	69	0	69	17.2
Malik Green	1	10	28	0	28	28.0
D'Vontis Arnold	2	7	28	0	28	14.0
Preston Cleckley	4	1	7	0	7	1.8
Team	2	3	-17	0	-17	-8.5
<b>TOTAL</b>	<b>4</b>	<b>262</b>	<b>937</b>	<b>378</b>	<b>1315</b>	<b>328.8</b>
<b>OPPONENTS</b>	<b>4</b>	<b>240</b>	<b>550</b>	<b>601</b>	<b>1151</b>	<b>287.8</b>

## SCORING

	TD	FGs	PAT	RUSH	RCV	PASS	DXP	SAF	PTS
Jonathan Cagle	0	3-3	11-15	0-0	0	0-0	0	0	20
Cary White	3	0-0	0-0	0-0	0	0-0	0	0	18
Jontavious Carter	2	0-0	0-0	0-0	0	0-0	0	0	12
Anthony Jordan	2	0-0	0-0	0-0	0	0-0	0	0	12
Quentin Williams	2	0-0	0-0	0-0	0	0-0	0	0	12
Jordan Murphy	1	0-0	0-0	0-0	0	0-0	0	0	6
Jackie Wilson	1	0-0	0-0	0-0	0	0-0	0	0	6
Michael D. Jones	1	0-0	0-0	0-0	0	0-0	0	0	6
Nick Addison	1	0-0	0-0	0-0	0	0-0	0	0	6
Erik Williams	1	0-0	0-0	0-0	0	0-0	0	0	6
Tim Burke	1	0-0	0-0	0-0	0	0-0	0	0	6
Drexler Dixon	1	0-0	0-0	0-0	0	0-0	0	0	6
Brodrick Waters	0	0-0	0-0	1-1	0	0-0	0	0	2
<b>TOTAL</b>	<b>16</b>	<b>3-3</b>	<b>11-15</b>	<b>1-1</b>	<b>0</b>	<b>0-0</b>	<b>0</b>	<b>0</b>	<b>118</b>
<b>OPPONENTS</b>	<b>10</b>	<b>4-5</b>	<b>9-10</b>	<b>0-0</b>	<b>0</b>	<b>0-0</b>	<b>0</b>	<b>1</b>	<b>83</b>



# 2013 STATISTICS (OVERALL: 3-1, MEAC: 0-0, HOME: 1-0, AWAY: 2-1)

## PUNT RETURNS

	NO	YDS	AVG	TD	LG
Preston Cleckley	7	70	10.0	0	34
Jocelyn Borgella	1	14	14.0	0	0
Darian Baker	1	0	0.0	0	0
<b>TOTAL</b>	<b>9</b>	<b>84</b>	<b>9.3</b>	<b>0</b>	<b>34</b>
<b>OPPONENTS</b>	<b>5</b>	<b>138</b>	<b>27.6</b>	<b>0</b>	<b>42</b>

## KICK RETURNS

	NO	YDS	AVG	TD	LG
Darian Baker	6	130	21.7	0	41
Michael D. Jones	5	112	22.4	0	28
Drexler Dixon	1	15	15.0	0	15
Jontavious Carter	1	28	28.0	0	28
Jawill Davis	1	15	15.0	0	15
<b>TOTAL</b>	<b>14</b>	<b>300</b>	<b>21.4</b>	<b>0</b>	<b>41</b>
<b>OPPONENTS</b>	<b>22</b>	<b>546</b>	<b>24.8</b>	<b>0</b>	<b>56</b>

## INTERCEPTIONS

	NO	YDS	AVG	TD	LG
Tim Burke	1	92	92.0	1	92
Joshua Richardson	1	0	0.0	0	0
Erik Williams	1	41	41.0	1	41
Nick Addison	1	38	38.0	1	38
<b>TOTAL</b>	<b>4</b>	<b>171</b>	<b>42.8</b>	<b>3</b>	<b>92</b>
<b>OPPONENTS</b>	<b>4</b>	<b>77</b>	<b>19.2</b>	<b>1</b>	<b>68</b>

## FUMBLE RETURNS

	NO	YDS	AVG	TD	LG
<b>TOTAL</b>	<b>0</b>	<b>0</b>	<b>0.0</b>	<b>0</b>	<b>0</b>
<b>OPPONENTS</b>	<b>0</b>	<b>0</b>	<b>0.0</b>	<b>0</b>	<b>0</b>

## ALL-PURPOSE YARDS

	G	RUSH	REC	PR	KR	IR	TOT	AVG/G
Anthony Jordan	4	302	31	0	0	0	333	83.2
Cary White	4	151	6	0	0	0	157	39.2
Darian Baker	4	0	5	0	130	0	135	33.8
Michael D. Jones	4	0	16	0	112	0	128	32.0
Preston Cleckley	4	7	44	70	0	0	121	30.2
Eddie Poole	4	0	119	0	0	0	119	29.8
Quentin Williams	3	112	0	0	0	0	112	37.3
Jackie Wilson	3	108	0	0	0	0	108	36.0
Isidore Jackson	3	101	0	0	0	0	101	33.7
Tim Burke	4	0	0	0	0	92	92	23.0
Drexler Dixon	4	69	0	0	15	0	84	21.0
Jontavious Carter	4	0	38	0	28	0	66	16.5
Jordan Murphy	4	0	51	0	0	0	51	12.8
Brodrick Waters	3	48	0	0	0	0	48	16.0
Erik Williams	4	0	0	0	0	41	41	10.2
Nick Addison	4	0	0	0	0	38	38	9.5
Jawill Davis	4	0	19	0	15	0	34	8.5
Malik Green	1	28	0	0	0	0	28	28.0
D'Vontis Arnold	2	28	0	0	0	0	28	14.0
Jhomo Gordon	4	0	28	0	0	0	28	7.0
Jocelyn Borgella	4	0	0	14	0	0	14	3.5
Isaac Virgin	4	0	14	0	0	0	14	3.5
Ja-Quan Lumas	1	0	7	0	0	0	7	7.0
Team	2	-17	0	0	0	0	-17	-8.5
<b>TOTAL</b>	<b>4</b>	<b>937</b>	<b>378</b>	<b>84</b>	<b>300</b>	<b>171</b>	<b>1870</b>	<b>467.5</b>
<b>OPPONENTS</b>	<b>4</b>	<b>550</b>	<b>601</b>	<b>138</b>	<b>546</b>	<b>77</b>	<b>1912</b>	<b>478.0</b>

## PUNTING

	NO	YDS	AVG	LG	TB	FC	I20	50+	BLK
Jonathan Cagle	16	635	39.7	56	2	6	4	0	
Team	1	0	0.0	0	0	0	0	1	
<b>TOTAL</b>	<b>17</b>	<b>635</b>	<b>37.4</b>	<b>56</b>	<b>2</b>	<b>6</b>	<b>4</b>	<b>1</b>	
<b>OPPONENTS</b>	<b>20</b>	<b>612</b>	<b>30.6</b>	<b>58</b>	<b>0</b>	<b>1</b>	<b>3</b>	<b>1</b>	

## FIELD GOALS

	FG	PCT	0-19	20-29	30-39	40-49	50-99	LG	BLK
Jonathan Cagle	3-3	100.0	0-0	2-2	1-1	0-0	0-0	30	0

## FIELD GOAL SEQUENCE

	B-CU	OPPONENTS
at Tennessee State	(21), (30)	(21), (44), (26), 49
Virginia Union	(20)	-
at FIU	-	-
at Florida State	-	-

## KICKOFFS

	NO	YDS	AVG	LG	OB	RET	NET	YDLN
Jonathan Cagle	24	1353	56.4	0	0			
<b>TOTAL</b>	<b>24</b>	<b>1353</b>	<b>56.4</b>	<b>0</b>	<b>0</b>	<b>546</b>	<b>33.6</b>	<b>31</b>
<b>OPPONENTS</b>	<b>18</b>	<b>1099</b>	<b>61.1</b>	<b>3</b>	<b>0</b>	<b>300</b>	<b>40.2</b>	<b>24</b>



# 2013 STATISTICS (OVERALL: 3-1, MEAC: 0-0, HOME: 1-0, AWAY: 2-1)

## DEFENSIVE STATISTICS

	GP	UA	AT	TT	TFL-YDS	SACK-YDS	INT-YDS	PBU	QBH	FR-YDS	FF	BLK	SAF
Jarkevis Fields	4-4	12	13	25	1.0-10	1.0-10	.	.	.	.	.	.	.
Nick Addison	4-4	9	12	21	1.5-2	.	1-38	.	.	.	.	.	.
Marquis Drayton	4-2	9	9	18	.	.	.	1	.	1-0	.	.	.
Nesly Marcellon	4-3	9	9	18	5.0-24	2.0-17	.	.	1	.	1	.	.
Donald Smith	4-4	5	9	14	.	.	.	.	.	.	1	.	.
LeBrandon Richardson	4-4	9	5	14	2.5-10	1.0-5	.	.	2	.	1	.	.
Tevin Toney	4-3	7	7	14	3.0-8	.	.	.	.	.	.	.	.
Ralph Williams, Jr.	3-0	5	8	13	1.0-6	.	.	.	.	.	.	.	.
Tavarus Dantzler	4-0	7	3	10	.	.	.	.	.	.	.	.	.
Tim Burke	4-4	7	3	10	.	.	1-92	4	.	.	.	.	.
Dyron Dye	4-0	5	3	8	2.5-12	2.0-12	.	.	.	.	.	.	.
Thomas Finnie	4-3	6	2	8	1.0-4	1.0-4	.	1	.	.	.	.	.
Jocelyn Borgella, Jr.	4-0	6	2	8	.	.	.	.	.	.	.	1	.
Theodore Howard	4-0	3	5	8	0.5-1	.	.	.	.	.	.	.	.
Rony Barrow	4-3	7	1	8	2.0-11	2.0-11	.	.	2	.	.	.	.
Branden Bryant	4-0	7	.	7	2.0-21	1.0-4	.	.	1	.	.	.	.
Michael D. Jones	4-0	4	3	7	.	.	.	.	.	.	.	.	.
Rakeem Knight	4-0	3	3	6	1.5-2	.	.	1	.	1-0	.	.	.
Dion Hanks	4-0	3	3	6	0.5-1	.	.	.	.	.	.	.	.
Erik Williams	4-4	3	3	6	2.5-20	1.0-16	1-41	.	.	.	.	.	.
Jameson Wright	4-2	2	3	5	.	.	.	.	.	.	.	.	.
Terry Harden	4-0	4	1	5	.	.	.	.	.	.	.	.	.
Jarontay Jones	3-0	2	2	4	.	.	.	.	.	.	.	1	.
Rahdeese Alcutt	4-0	1	3	4	.	.	.	.	.	.	.	.	.
Drexler Dixon	4-0	4	.	4	.	.	.	.	.	.	.	.	.
Brian Bruton	3-0	1	2	3	0.5-1	.	.	.	.	.	.	.	.
Brandin Hudson	2-0	1	2	3	0.5-0	.	.	1	.	.	.	.	.
Jonathan Cagle	4-0	1	1	2	.	.	.	.	.	.	.	.	.
Junior Estelus	2-0	1	1	2	0.5-1	.	.	.	.	.	.	.	.
Dwayne Montgomery	4-0	.	1	1	.	.	.	.	.	.	.	.	.
Tyree Green	2-0	1	.	1	.	.	.	.	.	.	.	.	.
Isaac Virgin	4-4	1	.	1	.	.	.	.	.	.	.	.	.
Andrew Ferris	3-0	1	.	1	.	.	.	.	.	.	.	.	.
Justin Henderson	3-0	.	1	1	.	.	.	.	.	.	.	.	.
Joshua Richardson	4-1	1	.	1	.	.	1-0	.	.	.	.	.	.
Preston Cleckley	4-4	1	.	1	.	.	.	.	.	.	.	.	.
Ty're Simmons	1-0	1	.	1	.	.	.	.	.	.	.	.	.
Mark Brown	1-0	.	1	1	.	.	.	.	.	.	.	.	.
D'Vontis Arnold	2-0	.	1	1	.	.	.	.	.	.	.	.	.
<b>TOTAL</b>	<b>4-0</b>	<b>149</b>	<b>122</b>	<b>271</b>	<b>28.0-134</b>	<b>11-79</b>	<b>4-171</b>	<b>8</b>	<b>6</b>	<b>2-0</b>	<b>3</b>	<b>2</b>	<b>.</b>
<b>OPPONENTS</b>	<b>4-0</b>	<b>157</b>	<b>124</b>	<b>281</b>	<b>23.0-79</b>	<b>6-46</b>	<b>4-77</b>	<b>4</b>	<b>7</b>	<b>.</b>	<b>2</b>	<b>4</b>	<b>1</b>

# 2013 STATISTICS (OVERALL: 3-1, MEAC: 0-0, HOME: 1-0, AWAY: 2-1)

GAME	FINAL	QUARTERS					1ST DOWNS		RUSHING		PASSING			TOT OFF	PUNTS		PENALTY		3RD	4TH	RED	SACKS	FIELD	POSSESSION TIME				
	SCORE	1	2	3	4	OT	R-P-PE	TOT	NO-YDS-TD	C-A-I	YDS	TD	ATT-YDS	NO-AVG	F-FL	NO-YDS	DNS	DNS	DNS	ZONE	NO-YDS	GOALS	1	2	3	4	TOT	
Bethune-Cookman	12	6	0	0	6		12-4-1	17	42-162-0	10-20-1	98	1	62-260	4-27.0	1-0	5-35	4-14	3-3	3-3		4-28	2-2	8:49	5:12	4:38	9:34	28:13	
at Tennessee State	9	0	6	3	0		6-7-1	14	38-116-0	13-22-0	132	0	60-248	5-30.0	2-0	8-70	8-16	0-0	3-3		1-4	3-4	6:11	9:48	10:22	5:26	31:47	
Bethune-Cookman	66	17	21	14	14		15-8-2	25	44-294-4	13-20-1	182	3	64-464	0-0.0	2-0	10-68	8-11	0-2	7-8		2-12	1-1	4:27	3:12	6:14	7:56	21:49	
Virginia Union	7	0	7	0	0		9-3-2	14	45-95-1	12-23-3	87	0	68-182	5-21.0	2-0	7-74	6-16	1-4	1-1		0-0	0-0	10:33	11:48	8:46	7:04	38:11	
Bethune-Cookman	34	7	7	14	6		16-2-1	19	52-311-4	6-11-1	38	0	63-349	5-42.8	2-0	6-60	4-12	1-1	2-2		4-35	0-0	6:55	8:53	10:09	8:18	34:15	
at FIU	13	0	7	0	6		3-5-1	9	33-73-0	11-18-1	156	2	51-229	7-34.3	1-1	7-50	3-12	1-2	2-3		2-13	0-0	8:05	6:07	4:51	6:42	25:45	
Bethune-Cookman	6	0	0	6	0		13-4-1	18	56-182-1	8-17-1	60	0	73-242	8-39.1	2-0	8-59	9-18	0-0	1-1		1-4	0-0	12:06	6:07	9:02	8:44	35:59	
at Florida State	54	10	23	21	0		11-11-4	26	36-266-4	13-25-0	226	2	61-492	3-39.0	1-1	3-25	2-6	0-0	6-7		3-29	1-1	2:54	8:53	5:58	6:16	24:01	
Bethune-Cookman																												
at Delaware State																												
Bethune-Cookman																												
at Howard																												
Bethune-Cookman																												
Savannah State																												
Bethune-Cookman																												
South Carolina State																												
Bethune-Cookman																												
at N.C. Central																												
Bethune-Cookman																												
Norfolk State																												
Bethune-Cookman																												
Hampton																												
Bethune-Cookman																												
vs. Florida A&M																												

## GAME-BY-GAME OFFENSIVE STARTERS

	WR	LT	LG	C	RG	RT	WR	WR	QB	RB	RB
at Tennessee St.	Poole	Monroe	Brown	Dorsey	Bladek	Kibler	Gordon	Cleckley	Waters	Virgin (TE)	White
Virginia Union	Poole	Monroe	Brown	Dorsey	Bladek	Kibler	Virgin (TE)	Cleckley	Wilson	Jackson	Jordan
at FIU	Poole	Monroe	Brown	Dorsey	Bladek	Kibler	Gordon	Cleckley	Williams	Virgin (TE)	Jordan
at Florida State	Poole	Monroe	Brown	Dorsey	Bladek	Kibler	Murphy (TE)	Cleckley	Williams	Virgin (TE)	Jordan
at Delaware St.											
at Howard											
Savannah State											
S.C. State											
at N.C. Central											
Norfolk State											
Howard											
vs. Florida A&M											

## GAME-BY-GAME DEFENSIVE STARTERS

	DE	DT	DT	DE	OLB	MLB	OLB	CB	S	S	CB
at Tennessee St.	Richardson	Toney	Brown	Williams	Marcellon	Fields	Smith	Burke	Richardson	Addison	Drayton
Virginia Union	Richardson	Toney	Barrow	Williams	Pryor	Fields	Smith	Burke	Addison	Wright	Finnie
at FIU	Richardson	Toney	Barrow	Williams	Marcellon	Fields	Smith	Burke	Addison	Drayton	Finnie
at Florida State	Richardson	Toney	Barrow	Williams	Marcellon	Fields	Smith	Burke	Addison	Wright	Finnie
at Delaware St.											
at Howard											
Savannah State											
S.C. State											
at N.C. Central											
Norfolk State											
Hampton											
vs. Florida A&M											



# 2013 STATISTICS (OVERALL: 3-1, MEAC: 0-0, HOME: 1-0, AWAY: 2-1)

## GAME-BY-GAME PASSING

JACKIE WILSON	COMP	ATT	INT	PCT	YDS	TD	LG	SACKS	EFF	BRODRICK WATERS	COMP	ATT	INT	PCT	YDS	TD	LG	SACKS	EFF
at Tennessee State	7	12	0	58.3	54	1	15	1	123.6	at Tennessee State	3	8	1	37.5	44	0	33	0	58.7
Virginia Union	5	7	0	71.4	55	1	16	0	184.6	Virginia Union	4	8	0	50.0	54	1	22	0	147.9
at FIU	DNP									at FIU	0	0	0	0.0	0	0	0	0	0.0
at Florida State	5	10	0	50.0	37	0	23	1	81.1	at Florida State	0	0	0	0.0	0	0	0	0	0.0
at Delaware State										at Delaware State									
at Howard										at Howard									
Savannah State										Savannah State									
South Carolina State										South Carolina State									
at North Carolina Central										at North Carolina Central									
Norfolk State										Norfolk State									
Hampton										Hampton									
vs. Florida A&M										vs. Florida A&M									

QUENTIN WILLIAMS	COMP	ATT	INT	PCT	YDS	TD	LG	SACKS	EFF
at Tennessee State	DNP								
Virginia Union	4	5	1	80.0	73	1	44	0	228.6
at FIU	6	11	1	54.5	38	0	13	2	65.4
at Florida State	3	7	1	42.9	23	0	15	2	41.9
at Delaware State									
at Howard									
Savannah State									
South Carolina State									
at North Carolina Central									
Norfolk State									
Hampton									
vs. Florida A&M									

## GAME-BY-GAME RUSHING (No.-Yards-TDs)

	NO-YDS-TD	TSU	VUU	FIU	FSU	DSU	HOW	SSU	SCSU	NCCU	NSU	HAM	FAMU
Anthony Jordan	50-302-2	8-26-0	6-45-1	21-150-1	15-81-0								
Cary White	26-151-3	3-7-0	8-62-1	8-69-2	7-13-0								
Quentin Williams	24-112-2	DNP	4-32-1	13-69-1	7-11-0								
Jackie Wilson	27-108-1	11-43-0	4-24-0	DNP	12-41-1								
Isidore Jackson	18-101-0	12-56-0	6-45-0	DNP	DNP								
Drexler Dixon	17-69-1	-	5-32-1	7-29-0	5-8-0								
Brodrick Waters	11-48-0	7-34-0	4-14-0	-	-								
Malik Green	10-28-0	DNP	DNP	DNP	10-28-0								
D'Vontis Arnold	7-28-0	-	7-28-0	DNP	DNP								
Preston Cleckley	1-7-0	-	-	1-7-0	-								
Team	3-(-17)-0	1-(-4)-0	-	2-(-13)-0	-								

## GAME-BY-GAME RECEIVING (No.-Yards-TDs)

	NO-YDS-TD	TSU	VUU	FIU	FSU	DSU	HOW	SSU	SCSU	NCCU	NSU	HAM	FAMU
Eddie Poole	8-119-0	3-16-0	1-44-0	1-13-0	3-46-0								
Jordan Murphy	6-51-1	3-35-1	1-7-0	-	2-9-0								
Preston Cleckley	3-44-0	1-33-0	-	2-11-0	-								
Jontavious Carter	2-38-2	-	2-38-2	-	-								
Anthony Jordan	6-31-0	2-8-0	1-9-0	3-14-0	-								
Jhomo Gordon	3-28-0	-	3-28-0	-	-								
Jawill Davis	2-19-0	-	2-19-0	-	-								
Michael D Jones	1-16-1	-	1-16-1	-	-								
Isaac Virgin	1-14-0	-	1-14-0	-	-								
Ja-Quan Lumas	1-7-0	DNP	1-7-0	DNP	DNP								
Cary White	1-6-0	1-6-0	-	-	-								
Darian Baker	1-5-0	-	-	-	1-5-0								
Alex Monroe	1-0-0	-	-	-	1-0-0								
Chase Terry	1-0-0	-	DNP	-	1-0-0								

## GAME-BY-GAME PUNTING

JONATHAN CAGLE	NO	YDS	AVG	LG	I20	TB	50+	60+
at Tennessee State	3	108	36.0	44	1	1	0	0
Virginia Union	-	-	-	-	-	-	-	-
at FIU	5	214	42.8	56	1	1	2	0
at Florida State	8	313	39.1	46	2	0	0	0
at Delaware State								
at Howard								
Savannah State								
South Carolina State								
at North Carolina Central								
Norfolk State								
Hampton								
vs. Florida A&M								

## GAME-BY-GAME KICKING

JONATHAN CAGLE	PAT	ATT	PCT	FG	FGA	PCT	LG	PTS
at Tennessee State	0	1	.000	2	2	1.000	30	6
Virginia Union	7	8	.785	1	1	1.000	20	10
at FIU	4	5	.800	-	-	-	-	4
at Florida State	0	1	.000	-	-	-	-	0
at Delaware State								
at Howard								
Savannah State								
South Carolina State								
at North Carolina Central								
Norfolk State								
Hampton								
vs. Florida A&M								



# 2013 STATISTICS (OVERALL: 3-1, MEAC: 0-0, HOME: 1-0, AWAY: 2-1)

## GAME-BY-GAME TACKLES (UT-AT-TT)

	UT-AT-TT	TSU	VUU	FIU	FSU	DSU	HOW	SSU	SCSU	NCCU	NSU	HAM	FAMU
Jarkevis Fields	12-13-25	6-4	3-4	2-4	1-1								
Nick Addison	9-12-21	4-1	2-2	2-3	1-6								
Marquis Drayton	9-9-18	2-0	-	2-3	5-6								
Nesly Marcellon	9-9-18	4-1	0-6	3-1	2-1								
LeBrandon Richardson	9-5-14	8-2	0-2	1-1	-								
Tevin Toney	7-7-14	5-2	1-3	1-1	0-1								
Donald Smith	5-9-14	1-0	2-4	2-3	0-2								
Ralph Williams	5-8-13	3-1	0-5	DNP	2-2								
Tim Burke	7-3-10	2-0	2-2	2-0	1-1								
Tavarus Dantzler	7-3-10	-	5-1	2-1	0-1								
Rony Barrow	7-1-8	2-0	1-1	4-0	-								
Thomas Finnie	6-2-8	2-1	0-1	3-0	1-0								
Theodore Howard	3-5-8	-	2-5	-	1-0								
Jocelyn Borgella, Jr.	6-2-8	1-0	2-2	-	3-0								
Dyron Dye	5-3-8	1-0	3-3	1-0	-								
Branden Bryant	7-0-7	1-0	1-0	-	5-0								
Michael D Jones	4-3-7	1-1	1-2	2-0	-								
Rakeem Knight	3-3-6	1-1	1-0	0-1	1-1								
Erik Williams	3-3-6	-	1-0	1-1	1-2								
Dion Hanks	3-3-6	-	-	1-1	2-2								
Jameson Wright	2-3-5	1-0	1-3	-	-								
Terry Harden	4-1-5	-	2-1	1-0	1-0								
Drexler Dixon	4-0-4	-	2-0	2-0	-								
Jarontay Jones	2-2-4	DNP	1-1	0-1	1-0								
Rahdeese Alcutt	1-3-4	-	0-3	1-0	-								
Brian Bruton	1-2-3	DNP	0-2	1-0	-								
Brandin Hudson	1-2-3	DNP	1-2	DNP	-								
Jonathan Cagle	1-1-2	-	0-1	1-0	-								
Junior Estelus	1-1-2	-	1-1	DNP	DNP								
Ty're Simmons	1-0-1	DNP	1-0	DNP	DNP								
Mark Brown	0-1-1	DNP	DNP	0-1	DNP								
Tyree Green	1-0-1	-	DNP	1-0	DNP								
Dwayne Montgemery	0-1-1	-	0-1	-	-								
D'Vontis Arnold	0-1-1	0-1	-	DNP	DNP								
Preston Cleckley	1-0-1	-	1-0	-	-								
Andrew Ferris	1-0-1	-	DNP	1-0	-								
Joshua Richardson	1-0-1	-	-	1-0	-								
Justin Henderson	0-1-1	0-1	DNP	-	-								
Isaac Virgin	1-0-1	1-0	-	-	-								

## GAME-BY-GAME TACKLES FOR LOSS (TFL-YDS)

	TFL-YDS	TSU	VUU	FIU	FSU	DSU	HOW	SSU	SCSU	NCCU	NSU	HAM	FAMU
Nesly Marcellon	5.0-24	2.0-10	0.5-4	2.0-9	0.5-1								
Tevin Toney	3.0-8	2.0-6	1.0-2	-	-								
LeBrandon Richardson	2.5-10	1.0-5	1.0-5	0.5-0	-								
Erik Williams	2.5-20	-	1.0-3	1.0-16	0.5-1								
Dyron Dye	2.5-12	-	2.5-12	-	-								
Rony Barrow	2.0-11	-	-	2.0-11	-								
Branden Bryant	2.0-21	-	1.0-17	-	1.0-4								
Nick Addison	1.5-2	-	-	1.5-2	-								
Rakeem Knight	1.5-2	-	1.0-1	0.5-1	-								
Thomas Finnie	1.0-4	1.0-4	-	-	-								
Jarkevis Fields	1.0-10	1.0-10	-	-	-								
Ralph Williams, Jr.	1.0-6	-	-	DNP	1.0-6								
Junior Estelus	0.5-1	-	0.5-1	DNP	DNP								
Dion Hanks	0.5-1	-	-	0.5-1	-								
Brandin Hudson	0.5-1	DNP	0.5-1	DNP	-								
Brian Bruton	0.5-1	DNP	0.5-1	-	-								
Theodore Howard	0.5-1	-	0.5-1	-	-								

## GAME-BY-GAME SACKS (SACKS-YDS)

	SACKS-YDS	TSU	VUU	FIU	FSU	DSU	HOW	SSU	SCSU	NCCU	NSU	HAM	FAMU
Rony Barrow	2.0-11	-	-	2.0-11	-								
Dyron Dye	2.0-12	-	2.0-12	-	-								
Nesly Marcellon	2.0-17	1.0-9	-	1.0-8	-								
LeBrandon Richardson	1.0-5	1.0-5	-	-	-								
Thomas Finnie	1.0-4	1.0-4	-	-	-								
Erik Williams	1.0-16	-	-	1.0-16	-								
Branden Bryant	1.0-4	-	-	-	1.0-4								
Jarkevis Fields	1.0-10	1.0-10	-	-	-								



# 2013 STATISTICS (OVERALL: 3-1, MEAC: 0-0, HOME: 1-0, AWAY: 2-1)

## SCORING DRIVES

OPPONENT	PLAYS	YDS	DRIVE		QTR/	DRIVE	PLAY
			TIME	CLOCK			
at Tennessee State	10	59	4:57	1st/7:13	BC37	Cagle 21 FG	
at Tennessee State	9	28	3:52	1st/2:08	TS41	Cagle 30 FG	
at Tennessee State	12	71	5:44	4th/5:01	BC29	Murphy 6 pass from Wilson	
Virginia Union	7	13	2:37	1st/9:47	VU16	Cagle 20 FG	
Virginia Union				1st/5:39		E. Williams 41 interception return	
Virginia Union	4	46	0:26	1st/0:19	VU46	Q. Williams 5 run	
Virginia Union	6	68	1:47	2nd/6:09	BC32	White 1 run	
Virginia Union				2nd/5:53		Addison 38 interception return	
Virginia Union	3	45	1:07	2nd/3:32	VU45	Jordan 20 run	
Virginia Union	11	75	3:35	3rd/11:25	BC25	Carter 16 pass from Wilson	
Virginia Union	8	65	2:39	3rd/3:05	BC35	Carter 22 pass from Waters	
Virginia Union	7	45	2:45	4th/6:21	VU45	Dixon 12 run	
Virginia Union	4	50	1:56	4th/2:11	50	M.D. Jones 16 pass from Williams	
at FIU	4	91	1:28	1st/11:27	BC9	Jordan 58 run	
at FIU	11	66	4:53	2nd/1:58	BC34	White 5 run	
at FIU	13	81	7:14	3rd/7:46	BC19	Q. Williams 15 run	
at FIU	3	49	1:28	3rd/4:01	FI49	White 43 run	
at FIU				4th/14:38		Burke 92 interception return	
at Florida State	12	75	5:18	3rd/8:21	FS25	Wilson 7 run	
AVERAGE DRIVE	7.8	57.9	3:14				

## LONG PLAYS (25-plus yards from scrimmage)

YDS	PLAY	OPPONENT (QTR)
58	Anthony Jordan run (TD)	at FIU (1st)
47	Isidore Jackson run	Virginia Union (2nd)
44	Eddie Poole pass from Quentin Williams	Virginia Union (1st)
43	Cary White run (TD)	FIU (3rd)
33	Preston Cleckley pass from Brodrick Waters	at Tennessee State (1st)

## DRIVES SUPERLATIVES

MOST PLAYS:	13 at FIU	FEWEST PLAYS:	1, twice
MOST YARDS:	91 at FIU	FEWEST YARDS:	(-1) at Tennessee State
LONGEST TIME:	7:14 at FIU	SHORTEST TIME:	0:10 vs. Virginia Union

## RED ZONE

	SCORE	TIMES IN		POINTS	TDS	RUSH		PASS	TDS	FGS	FGA	-----FAILED TO SCORE INSIDE 20-----				
		RED ZONE	SCORES			TDS	TDS	TDS				DOWNS	INT	FUM	HALF	GAME
at Tennessee State	12-9	3	3	12	1	0	0	1		2	0	0	0	0	0	0
Virginia Union	66-7	8	7	44	6	4	2			1	0	1	0	0	0	0
at FIU	34-13	2	2	14	2	2	0	0		0	0	0	0	0	0	0
at Florida State	6-54	1	1	6	1	1	0	0		0	0	0	0	0	0	0
TOTALS		14	13	76	10	7	3	3		3	0	1	0	0	0	0
OPPONENTS		14	12	71	9	5	4	3		3	0	0	0	1	0	0

SEASON PCT. (OVERALL): 13 of 14 (92.9%)

SEASON PCT. (TDS): 10 of 14 (71.4%)

SEASON PCT. (FGS): 3 of 14 (21.4%)

SEASON PCT. (NO SCORE): 1 of 14 (7.1%)

# 2013 STATISTICS (OVERALL: 3-1, MEAC: 0-0, HOME: 1-0, AWAY: 2-1)

## BETHUNE-COOKMAN INDIVIDUAL GAME HIGHS

<b>Rushes</b>	21	Anthony Jordan at FIU (Sep 14, 2013)
<b>Yards Rushing</b>	150	Anthony Jordan at FIU (Sep 14, 2013)
<b>TD Rushes</b>	2	Cary White at FIU (Sep 14, 2013)
<b>Long Rush</b>	58	Anthony Jordan at FIU (Sep 14, 2013)
<b>Pass attempts</b>	12	Jackie Wilson at Tennessee State (Sep 01, 2013)
<b>Pass completions</b>	7	Jackie Wilson at Tennessee State (Sep 01, 2013)
<b>Yards Passing</b>	73	Quentin Williams vs Virginia Union (Sep 07, 2013)
<b>TD Passes</b>	1	Jackie Wilson at Tennessee State (Sep 01, 2013)
		Jackie Wilson vs Virginia Union (Sep 07, 2013)
		Brodrick Waters vs Virginia Union (Sep 07, 2013)
		Quentin Williams vs Virginia Union (Sep 07, 2013)
<b>Long Pass</b>	44	Quentin Williams vs Virginia Union (Sep 07, 2013)
<b>Receptions</b>	3	Jordan Murphy at Tennessee State (Sep 01, 2013)
		Eddie Poole at Tennessee State (Sep 01, 2013)
		Jhomo Gordon vs Virginia Union (Sep 07, 2013)
		Anthony Jordan at FIU (Sep 14, 2013)
		Eddie Poole at Florida State (Sep 21, 2013)
<b>Yards Receiving</b>	46	Eddie Poole at Florida State (Sep 21, 2013)
<b>TD Receptions</b>	2	Jontavious Carter vs Virginia Union (Sep 07, 2013)
<b>Long Reception</b>	44	Eddie Poole vs Virginia Union (Sep 07, 2013)
<b>Field Goals</b>	2	Jonathan Cagle at Tennessee State (Sep 01, 2013)
<b>Long Field Goal</b>	30	Jonathan Cagle at Tennessee State (Sep 01, 2013)
<b>Punts</b>	8	Jonathan Cagle at Florida State (Sep 21, 2013)
<b>Punting Avg</b>	42.8	Jonathan Cagle at FIU (Sep 14, 2013)
<b>Long Punt</b>	56	Jonathan Cagle at FIU (Sep 14, 2013)
<b>Long Punt Return</b>	34	Preston Cleckley at Tennessee State (Sep 01, 2013)
<b>Long Kickoff Return</b>	41	Darian Baker at Tennessee State (Sep 01, 2013)
<b>Tackles</b>	11	Marquis Drayton at Florida State (Sep 21, 2013)
<b>Sacks</b>	2.0	Dyron Dye vs Virginia Union (Sep 07, 2013)
		Rony Barrow at FIU (Sep 14, 2013)
<b>Tackles For Loss</b>	2.5	Dyron Dye vs Virginia Union (Sep 07, 2013)
<b>Interceptions</b>	1	Nick Addison vs Virginia Union (Sep 07, 2013)
		Joshua Richardson vs Virginia Union (Sep 07, 2013)
		Erik Williams vs Virginia Union (Sep 07, 2013)
		Tim Burke at FIU (Sep 14, 2013)

## BETHUNE-COOKMAN TEAM GAME HIGHS

<b>Rushes</b>	56	at Florida State (Sep 21, 2013)
<b>Yards Rushing</b>	311	at FIU (Sep 14, 2013)
<b>Yards Per Rush</b>	6.4	vs Virginia Union (Sep 07, 2013)
<b>TD Rushes</b>	4	vs Virginia Union (Sep 07, 2013)
		at FIU (Sep 14, 2013)
<b>Pass attempts</b>	20	at Tennessee State (Sep 01, 2013)
		vs Virginia Union (Sep 07, 2013)
<b>Pass completions</b>	13	vs Virginia Union (Sep 07, 2013)
<b>Yards Passing</b>	182	vs Virginia Union (Sep 07, 2013)
<b>Yards Per Pass</b>	9.1	vs Virginia Union (Sep 07, 2013)
<b>TD Passes</b>	3	vs Virginia Union (Sep 07, 2013)
<b>Total Plays</b>	73	at Florida State (Sep 21, 2013)
<b>Total Offense</b>	464	vs Virginia Union (Sep 07, 2013)
<b>Yards Per Play</b>	7.2	vs Virginia Union (Sep 07, 2013)
<b>Points</b>	66	vs Virginia Union (Sep 07, 2013)
<b>Sacks By</b>	4	at Tennessee State (Sep 01, 2013)
		at FIU (Sep 14, 2013)
<b>First Downs</b>	25	vs Virginia Union (Sep 07, 2013)
<b>Penalties</b>	10	vs Virginia Union (Sep 07, 2013)
<b>Penalty Yards</b>	68	vs Virginia Union (Sep 07, 2013)
<b>Turnovers</b>	1	at Tennessee State (Sep 01, 2013)
		vs Virginia Union (Sep 07, 2013)
		at FIU (Sep 14, 2013)
		at Florida State (Sep 21, 2013)
<b>Interceptions By</b>	3	vs Virginia Union (Sep 07, 2013)
<b>Punts</b>	8	at Florida State (Sep 21, 2013)
<b>Punting Avg</b>	42.8	at FIU (Sep 14, 2013)
<b>Long Punt</b>	56	at FIU (Sep 14, 2013)
<b>Punts inside 20</b>	2	at Florida State (Sep 21, 2013)
<b>Long Punt Return</b>	34	at Tennessee State (Sep 01, 2013)

## OPPONENT INDIVIDUAL GAME HIGHS

<b>Rushes</b>	19	Damon Kelly, vs Virginia Union (Sep 07, 2013)
<b>Yards Rushing</b>	112	Devonta Freeman, at Florida State (Sep 21, 2013)
<b>TD Rushes</b>	2	Karlos Williams, at Florida State (Sep 21, 2013)
<b>Long Rush</b>	35	Karlos Williams, at Florida State (Sep 21, 2013)
<b>Pass attempts</b>	21	Ronald Butler, at Tennessee State (Sep 01, 2013)
<b>Pass completions</b>	13	Ronald Butler, at Tennessee State (Sep 01, 2013)
<b>Yards Passing</b>	149	Jake Medlock, at FIU (Sep 14, 2013)
<b>TD Passes</b>	2	Jameis Winston, at Florida State (Sep 21, 2013)
<b>Long Pass</b>	48	Jake Medlock, at FIU (Sep 14, 2013)
<b>Receptions</b>	6	T.J. Lowder, at FIU (Sep 14, 2013)
<b>Yards Receiving</b>	125	T.J. Lowder, at FIU (Sep 14, 2013)
<b>TD Receptions</b>	1	T.J. Lowder, at FIU (Sep 14, 2013)
		Jonnu Smith, at FIU (Sep 14, 2013)
		Rashad Greene, at Florida State (Sep 21, 2013)
		Kelvin Benjamin, at Florida State (Sep 21, 2013)
<b>Long Reception</b>	48	T.J. Lowder, at FIU (Sep 14, 2013)
<b>Field Goals</b>	3	Jamin Godfrey, at Tennessee State (Sep 01, 2013)
<b>Long Field Goal</b>	45	Roberto Aguayo, at Florida State (Sep 21, 2013)
<b>Punts</b>	5	Jake Medlock, at FIU (Sep 14, 2013)
<b>Punting Avg</b>	42.0	Jamin Godfrey, at Tennessee State (Sep 01, 2013)
<b>Long Punt</b>	58	Jake Medlock, at FIU (Sep 14, 2013)
<b>Long Punt Return</b>	42	Sam Miller, at FIU (Sep 14, 2013)
<b>Long Kickoff Return</b>	56	Clinton Taylor, at FIU (Sep 14, 2013)
<b>Tackles</b>	14	M. Russell, at FIU (Sep 14, 2013)
<b>Sacks</b>	1.0	G. Francois, at FIU (Sep 14, 2013)
		Patrick Jean, at FIU (Sep 14, 2013)
		Matthew Thomas, at Florida State (Sep 21, 2013)
		Jalen Ramsey, at Florida State (Sep 21, 2013)
		Terrance Smith, at Florida State (Sep 21, 2013)
<b>Tackles For Loss</b>	2.0	Greg Hickman, at FIU (Sep 14, 2013)
		G. Francois, at FIU (Sep 14, 2013)
		Isame Faciane, at FIU (Sep 14, 2013)
		Matthew Thomas, at Florida State (Sep 21, 2013)
		Chris Casher, at Florida State (Sep 21, 2013)
<b>Interceptions</b>	1	David Van Dyke, at Tennessee State (Sep 01, 2013)
		Joseph Blanks, vs Virginia Union (Sep 07, 2013)
		Sam Miller, at FIU (Sep 14, 2013)
		Telvin Smith, at Florida State (Sep 21, 2013)

## OPPONENT TEAM GAME HIGHS

<b>Rushes</b>	45	vs Virginia Union (Sep 07, 2013)
<b>Yards Rushing</b>	266	at Florida State (Sep 21, 2013)
<b>Yards Per Rush</b>	7.4	at Florida State (Sep 21, 2013)
<b>TD Rushes</b>	4	at Florida State (Sep 21, 2013)
<b>Pass attempts</b>	25	at Florida State (Sep 21, 2013)
<b>Pass completions</b>	13	at Tennessee State (Sep 01, 2013)
		at Florida State (Sep 21, 2013)
<b>Yards Passing</b>	226	at Florida State (Sep 21, 2013)
<b>Yards Per Pass</b>	9.0	at Florida State (Sep 21, 2013)
<b>TD Passes</b>	2	at FIU (Sep 14, 2013)
		at Florida State (Sep 21, 2013)
<b>Total Plays</b>	68	vs Virginia Union (Sep 07, 2013)
<b>Total Offense</b>	492	at Florida State (Sep 21, 2013)
<b>Yards Per Play</b>	8.1	at Florida State (Sep 21, 2013)
<b>Points</b>	54	at Florida State (Sep 21, 2013)
<b>Sacks By</b>	3	at Florida State (Sep 21, 2013)
<b>First Downs</b>	26	at Florida State (Sep 21, 2013)
<b>Penalties</b>	8	at Tennessee State (Sep 01, 2013)
<b>Penalty Yards</b>	74	vs Virginia Union (Sep 07, 2013)
<b>Turnovers</b>	3	vs Virginia Union (Sep 07, 2013)
<b>Interceptions By</b>	1	at Tennessee State (Sep 01, 2013)
		vs Virginia Union (Sep 07, 2013)
		at FIU (Sep 14, 2013)
		at Florida State (Sep 21, 2013)
<b>Punts</b>	7	at FIU (Sep 14, 2013)
<b>Punting Avg</b>	39.0	at Florida State (Sep 21, 2013)
<b>Long Punt</b>	58	at FIU (Sep 14, 2013)
<b>Punts inside 20</b>	2	at FIU (Sep 14, 2013)
<b>Long Punt Return</b>	42	at FIU (Sep 14, 2013)



# PARTICIPATION

NO	CODE	PLAYER	TSU	VUU	FIU	FSU	DSU	HOW	SSU	SCS	NCC	NSU	HAM	FAM
7	—	Nick Addison	4/4	START	START	START	START							
23	—	Rahdeese Alcutt	4/-	XXX	XXX	XXX	XXX							
32	—	D'Vontis Arnold	2/-	XXX	XXX	...	...							
84	—	Darian Baker	4/-	XXX	XXX	XXX	XXX							
56	—	Rony Barrow	4/3	XXX	START	START	START							
77	—	Dariusz Bladek	4/4	START	START	START	START							
20	—	Jocelyn Borgella	4/-	XXX	XXX	XXX	XXX							
97	—	Mark Brown	2/-	...	...	XXX	XXX							
53	—	Rashard Brown	4/3	START	XXX	START	START							
92	—	Brian Bruton	3/-	...	XXX	XXX	XXX							
44	—	Branden Bryant	4/-	XXX	XXX	XXX	XXX							
21	—	Tim Burke	4/4	START	START	START	START							
47	—	Jonathan Cagle	4/-	XXX	XXX	XXX	XXX							
15	—	Jontavious Carter	4/-	XXX	XXX	XXX	XXX							
12	—	Preston Cleckley	4/4	START	START	START	START							
9	—	Tavarus Dantzler	4/-	XXX	XXX	XXX	XXX							
87	—	Jawill Davis	4/-	XXX	XXX	XXX	XXX							
28	—	Drexler Dixon	4/-	XXX	XXX	XXX	XXX							
54	—	Brian Dorsey	4/2	START	START	XXX	XXX							
36	—	Marquis Drayton	4/2	START	XXX	START	XXX							
49	—	Dyron Dye	4/-	XXX	XXX	XXX	XXX							
62	—	Andrew Edouard	4/3	XXX	START	START	START							
98	—	Junior Estelus	2/-	XXX	XXX	...	...							
58	—	Andrew Ferris	3/-	XXX	...	XXX	XXX							
1	—	Jarkevis Fields	4/4	START	START	START	START							
8	—	Thomas Finnie	4/3	XXX	START	START	START							
17	—	Jhomo Gordon	4/2	START	XXX	START	XXX							
38	—	Malik Green	1/-	...	...	...	XXX							
80	—	Tyree Green	3/-	XXX	...	XXX	XXX							
29	—	Dion Hanks	4/-	XXX	XXX	XXX	XXX							
31	—	Terry Harden	4/-	XXX	XXX	XXX	XXX							
6	—	Justin Henderson	3/-	XXX	...	XXX	XXX							
13	—	Theodore Howard	4/-	XXX	XXX	XXX	XXX							
59	—	Brandin Hudson	2/-	...	XXX	...	XXX							
57	—	Trevin Huff	1/-	...	...	...	XXX							
2	—	Isidore Jackson	2/1	XXX	START	...	...							
48	—	Jarontay Jones	3/-	...	XXX	XXX	XXX							
19	—	Michael D. Jones	4/-	XXX	XXX	XXX	XXX							
74	—	Michael J. Jones	2/-	XXX	...	...	XXX							
4	—	Anthony Jordan	4/3	XXX	START	START	START							
70	—	Josue Joseph	1/-	...	...	...	XXX							
65	—	Anthony Kibler	4/4	START	START	START	START							
93	—	Rakeem Knight	4/-	XXX	XXX	XXX	XXX							
86	—	Ja-Quan Lumas	1/-	...	XXX	...	...							
41	—	Nesly Marcellon	4/3	START	XXX	START	START							
51	—	Arlen McCray-Nibbs	3/-	XXX	...	XXX	XXX							
68	—	Alex Monroe	4/4	START	START	START	START							
99	—	Dwayne Montgemery	4/-	XXX	XXX	XXX	XXX							
66	—	Dazzie Morris	1/-	...	...	...	XXX							
83	—	Jordan Murphy	4/1	XXX	XXX	XXX	START							
3	—	Eddie Poole	4/4	START	START	START	START							
25	—	Nathaniel Pryor	1/1	...	START	...	...							
22	—	Joshua Richardson	4/1	START	XXX	XXX	XXX							
50	—	LeBrandon Richardson	4/4	START	START	START	START							
34	—	Ky're Simmons	1/-	...	...	...	XXX							
33	—	Ty're Simmons	2/-	...	XXX	...	XXX							
16	—	Donald Smith	4/4	START	START	START	START							
85	—	Chase Terry	3/-	XXX	...	XXX	XXX							
81	—	Frank Thomas	3/-	XXX	...	XXX	XXX							
30	—	Jamaruz Thompkins	1/-	XXX	...	...	...							
91	—	Tevin Toney	4/4	START	START	START	START							
18	—	Isaac Virgin	4/4	START	START	START	START							
11	—	Brodrick Waters	4/1	START	XXX	XXX	XXX							
26	—	Cary White	4/1	START	XXX	XXX	XXX							
43	—	Erik Williams	4/4	START	START	START	START							
14	—	Quentin Williams	3/2	...	XXX	START	START							
42	—	Ralph Williams, Jr.	3/-	XXX	XXX	...	XXX							
5	—	Jackie Wilson	3/1	XXX	START	...	XXX							
10	—	Jameson Wright	4/2	XXX	START	XXX	START							



# 2013 BETHUNE-COOKMAN WILDCATS ROSTER

## ALPHABETICAL ROSTER

NO	NAME	POS
7	Nick Addison	DB
23	Rahdeese Alcutt	LB
79	David Armstrong	OL
32	D'Vontis Arnold	RB
84	Darian Baker	WR
56	Rony Barrow	DL
77	Dariusz Bladek	OL
20	Jocelyn Borgella, Jr.	DB
19	Larry Brihm	QB
89	Frank Brown	WR
97	Mark Brown	DL
53	Rashard Brown	OL
92	Brian Bruton	DL
44	Branden Bryant	DE
21	Tim Burke	DB
47	Jonathan Cagle	P/K
15	Jontavious Carter	WR
61	Kerry Carter	OL
12	Preston Cleckley	WR
94	Jamal Cooper	DL
9	Tavarus Dantzler	LB
87	Jawill Davis	WR
28	Drexler Dixon	RB
54	Brian Dorsey	OL
36	Marquis Drayton	DB
49	Dyron Dye	DL
62	Andrew Edouard	OL
98	Junior Estelus	DL
16	Atreyu Farrior	QB
58	Andrew Ferris	LS
1	Jarkevis Fields	LB
8	Thomas Finnie	DB
46	Gerard Fulton	DB
17	Jhomo Gordon	WR
38	Malik Green	RB
80	Tyree Green	WR
29	Dion Hanks	DB
31	Terry Harden	DB
88	Patrick Harris	WR
96	Spencer Harris	DL
6	Justin Henderson	TE
73	Uriah Horne	OL
13	Theodore Howard	DB
59	Brandin Hudson	DE
57	Trevin Huff	OL
2	Isidore Jackson	RB
48	Jarontay Jones	DE
19	Michael Jones	WR
74	Michael J. Jones	OL
4	Anthony Jordan	RB
70	Josue Joseph	OL
90	Samuel Kelly	DL
65	Anthony Kibler	OL
93	Rakeem Knight	DL
67	William Koen III	OL
55	Angel LoCicero	LB
86	Ja-Quan Lumas	WR
41	Nesley Marcellon	LB
51	Arlen McCray-Nibbs	LB
35	Andre Miller	DB
68	Alex Monroe	OL
99	Dwayne Montgomery	DL
66	Dazzie Morris	OL
83	Jordan Murphy	TE
24	Dre'Sean Nelson	RB
71	Phillip Norman	OL

## NUMERICAL ROSTER

NO	NAME	POS	HT	WT	CL-EXP	HOMETOWN / HIGH SCHOOL (PREVIOUS SCHOOL)
1	Jarkevis Fields	LB	6-0	230	Sr.-3L	Sanford, Fla./Seminole HS
2	Isidore Jackson	RB	5-10	205	Sr.-3L	Mossy Head, Fla./Walton HS
3	Eddie Poole	WR	6-4	195	Sr.-3L	Belle Glade, Fla./Glades Central HS (Rutgers)
4	Anthony Jordan	RB	6-0	220	Jr.-2L	Atlanta, Ga./North Atlanta HS
5	Jackie Wilson	QB	6-0	210	Sr.-3L	Ft. Lauderdale, Fla./Boyd Anderson HS (Utah State)
6	Justin Henderson	TE	6-2	240	Jr.-TR	North Little Rock, Ark./North Little Rock HS (Memphis)
7	Nick Addison	DB	6-2	180	Jr.-2L	Tampa, Fla./Spoto HS
8	Thomas Finnie	DB	5-10	185	Jr.-TR	Miami, Fla./Miami Central HS (Miami)
9	Tavarus Dantzler	LB	6-3	225	Sr.-2L	Homestead, Fla./Homestead HS (North Carolina Tech Prep)
10	Jameson Wright	DB	6-1	190	Jr.-TR	Ft. Pierce, Fla./Westwood HS (Wisconsin)
11	Brodrick Waters	QB	5-11	195	Sr.-2L	Sarasota, Fla./Booker HS (Louisiana Tech)
12	Preston Cleckley	WR	5-8	170	Sr.-3L	Delray Beach, Fla./Atlantic HS
13	Theodore Howard	DB	5-11	175	Sr.-TR	Ft. Meade, Fla./Ft. Meade HS (Florida Atlantic)
14	Quentin Williams	QB	6-0	190	Jr.-1L	Tampa, Fla./Jefferson HS
15	Jontavious Carter	WR	6-2	203	Soph.-TR	Cordele, Ga./Crisp County HS (Miami)
15	Shelton Willis	QB	6-0	165	Fr.-HS	Daytona Beach, Fla./Mainland HS
16	Donald Smith	DB	6-0	218	Jr.-TR	Tampa, Fla./Spoto HS (Iowa State)
16	Atreyu Farrior	QB	6-1	180	Fr.-HS	Lakeland, Fla./Kathleen HS
17	Jhomo Gordon	WR	6-0	195	Jr.-2L	Palm Bay, Fla./Bayside HS
18	Isaac Virgin	TE	6-4	235	Sr.-TR	Ft. Pierce, Fla./Ft. Pierce Westwood HS (USF)
19	Michael Jones	WR	6-0	185	Fr.-HS	Pompano Beach, Fla./Blanche Ely HS
19	Larry Brihm	QB	6-0	210	Fr.-HS	Delray Beach, Fla./Village Academy
20	Jocelyn Borgella, Jr.	DB	5-8	180	Soph.-1L	Miami, Fla./La Salle HS
21	Tim Burke	DB	5-10	175	Sr.-3L	Ft. Lauderdale, Fla./Plantation HS
22	Joshua Richardson	DB	5-10	185	Jr.-TR	Moss Point, Miss./Moss Point HS (Mississippi)
23	Rahdeese Alcutt	LB	6-2	225	Jr.-TR	Long Beach, Calif./Long Beach Poly (Los Medanos JC)
24	Dre'Sean Nelson	RB	5-8	160	Fr.-HS	Ft. Lauderdale, Fla./Dillard HS
25	Nathaniel Pryor	RB	5-9	180	Fr.-HS	Sebastian, Fla./Sebastian River HS
26	Cary White	RB	5-10	210	Jr.-TR	Tampa, Fla./Sickles HS (Florida Atlantic)
28	Drexler Dixon	RB	5-10	180	Soph.-HS	Orlando, Fla./Evans HS
29	Dion Hanks	DB	5-10	190	Jr.-2L	Miami, Fla./Edison HS
30	Jamaruz Thompkins	RB	5-10	185	Fr.-HS	Tampa, Fla./Tampa Bay Tech
31	Terry Harden	DB	6-0	175	Soph.-SQ	West Park, Fla./Hollywood Hills HS
32	D'Vontis Arnold	RB	5-9	185	Soph.-TR	Miramar, Fla./Miramar HS (West Virginia)
33	Ty're Simmons	DB	5-9	148	Soph.-SQ	St. Augustine, Fla./St. Augustine HS
34	Ky're Simmons	DB	5-10	160	Soph.-SQ	St. Augustine, Fla./St. Augustine HS
35	Andre Miller	DB	5-10	178	Jr.	Miami, Fla./Norland HS
36	Marquis Drayton	DB	6-1	200	Jr.-1L	Ft. Lauderdale, Fla./Dillard HS (North Carolina Tech Prep)
38	Malik Green	RB	5-11	194	Soph.-1L	Miami, Fla./Kilian HS
41	Nesley Marcellon	LB	6-1	225	Sr.-3L	Ft. Lauderdale, Fla./Stranahan HS
42	Ralph Williams, Jr.	LB	6-1	240	Jr.-TR	Miami, Fla./Southridge HS (Mississippi)
43	Erik Williams	DE	6-3	250	Sr.-2L	Ft. Lauderdale, Fla./Stranahan HS
44	Branden Bryant	DE	6-1	295	Jr.-2L	Atlanta, Ga./Booker T. Washington HS (UCF)
46	Gerard Fulton	DB	5-8	165	Fr.	Delray Beach, Fla./Atlantic HS
47	Jonathan Cagle	P/K	6-3	175	Soph.-HS	Pensacola, Fla./Pine Forest HS
47	Werley Placide	LB	6-3	215	Fr.-HS	Boca Raton, Fla./Olympic HS
48	Jarontay Jones	DE	6-2	235	Soph.-TR	Lithonia, Ga./Stephenson (Virginia Tech)
49	Dyron Dye	DL	6-5	258	Grad.-TR	Sanford, Fla./Seminole HS (Miami)
50	LeBrandon Richardson	DE	6-2	255	Sr.-1L	Miami, Fla./Miami Central HS (UCF)
51	Arlen McCray-Nibbs	LB	6-0	250	Sr.-2L	Atlanta, Ga./North Cobb Christian HS
53	Rashard Brown	OL	6-3	305	Jr.-1L	Kissimmee, Fla./Georgia Military College
54	Brian Dorsey	OL	6-4	300	Jr.-2L	Jacksonville, Fla./Ribault HS
55	Angel LoCicero	LB	6-1	223	Soph.-HS	Wesley Chapel, Fla./Wesley Chapel HS
56	Rony Barrow	DL	6-2	250	Jr.-TR	Brooklyn, N.Y./New Utrecht HS (Nassau CC)
57	Trevin Huff	OL	6-4	270	Soph.-1L	Tallahassee, Fla./Lincoln HS
58	Andrew Ferris	LS	6-2	240	Sr.-3L	Daytona Beach, Fla./Mainland HS
59	Brandin Hudson	DE	6-1	176	Jr.-1L	Miramar, Fla./Parkway Academy
61	Kerry Carter	OL	6-2	270	Soph.-HS	Dade City, Fla./Pasco HS
62	Andrew Edouard	OL	6-2	295	Jr.-TR	Philadelphia, Pa./Overbrook HS (Lackawanna CC)
65	Anthony Kibler	OL	6-4	338	Jr.-TR	Belle Glade, Fla./Glades Day School (USF)
66	Dazzie Morris	OL	6-2	260	Fr.-HS	Apopka, Fla./Apopka HS
67	William Koen III	OL	6-4	250	Fr.-HS	Lawrenceville, Ga./Mountain View HS
68	Alex Monroe	OL	6-5	305	Sr.-3L	Jacksonville, Fla./First Coast HS
70	Josue Joseph	OL	6-4	289	R-Soph.-1L	Orlando, Fla./Freedom HS (Marshall)
71	Phillip Norman	OL	6-4	280	Fr.-HS	Sebastian, Fla./Sebastian River HS
73	Uriah Horne	OL	6-4	275	Fr.-HS	McDonough, Ga./Eagles Landing HS



# 2012 BETHUNE-COOKMAN WILDCATS ROSTER

## NUMERICAL ROSTER

NO	NAME	POS	HT	WT	CL-EXP	HOMETOWN / HIGH SCHOOL (PREVIOUS SCHOOL)
74	Michael J. Jones	OL	6-7	300	Soph.	Fayetteville, N.C./Westover HS (Hargrave Military Academy)
77	Dariusz Bladek	OL	6-5	310	Soph.-1L	Kissimmee, Fla./Poinciana HS
79	David Armstrong	OL	6-4	295	Soph.-SQ	Anthony, Fla./North Marion HS
80	Tyree Green	WR	6-1	190	Jr.-2L	St. Petersburg, Fla./Boca Ciega HS
81	Frank Thomas	WR	5-11	167	Soph.-HS	Jacksonville, Fla./Raines HS
82	DeVonte Washington	WR	6-2	178	Fr.-HS	Jacksonville, Fla./Raines HS
83	Jordan Murphy	TE	6-2	245	Sr.-3L	Ayer, Mass./Dracut HS
84	Darian Baker	WR	5-10	174	Fr.-HS	Jacksonville, Fla./Raines HS
85	Chase Terry	TE	6-5	243	Sr.-TR	Sealy, Texas/Sealy HS (Blinn CC)
86	Ja-Quan Lumas	WR	6-4	199	Fr.-HS	Orlando, Fla./Jones HS
87	Jawill Davis	WR	6-0	170	Fr.-HS	Miami, Fla./American HS
88	Patrick Harris	WR	5-11	175	Sr.-3L	Port St. Lucie, Fla./Treasure Coast HS
89	Frank Brown	WR	5-11	176	Fr.-HS	Palm Beach Gardens, Fla./Palm Beach Gardens HS
90	Samuel Kelly	DL	6-2	230	Fr.-HS	Delray Beach, Fla./Atlantic HS
91	Tevin Toney	DL	6-2	265	Sr.-3L	Sebring, Fla./Sebring HS
92	Brian Bruton	DL	6-1	295	Soph.-1L	Orlando, Fla./West Orange HS
93	Rakeem Knight	DL	6-2	310	Jr.-1L	Birmingham, Ala./Restoration Academy
94	Jamal Cooper	DL	6-4	280	Jr.-TR	Memphis, Tenn./Kirby HS (Coahoma CC)
95	DiShawn Ray	DL	6-4	305	Fr.-HS	Jesup, Ga./Wayne County HS
96	Spencer Harris	DL	6-2	261	Sr.-TR	Minneapolis, Minn./De La Salle HS (Minnesota State)
97	Mark Brown	DL	6-0	290	Jr.-TR	W. Palm Beach, Fla./Palm Beach Gardens HS (New Mexico State)
98	Junior Estelus	DL	6-1	286	Jr.-TR	West Palm Beach, Fla./Lake Worth HS (Western Michigan)
99	Dwayne Montgemery	DL	6-5	253	Jr.-TR	Ft. Lauderdale, Fla./Dillard HS (Western Kentucky)

## ALPHABETICAL ROSTER

NO	NAME	POS
47	Werley Placide	LB
3	Eddie Poole	WR
25	Nathaniel Pryor	RB
95	DiShawn Ray	DL
22	Joshua Richardson	DB
50	LeBrandon Richardson	DE
34	Ky're Simmons	DB
33	Ty're Simmons	DB
16	Donald Smith	DB
85	Chase Terry	TE
81	Frank Thomas	WR
30	Jamaruz Thompkins	RB
91	Tevin Toney	DL
18	Isaac Virgin	TE
82	DeVonte Washington	WR
11	Brodrick Waters	QB
26	Cary White	RB
43	Erik Williams	DE
14	Quentin Williams	QB
42	Ralph Williams, Jr.	LB
15	Shelton Willis	QB
5	Jackie Wilson	QB
10	Jameson Wright	DB

## COACHING STAFF

**Head Coach:** Brian Jenkins (Cincinnati, 1993), fourth season

**Assistant Head Coach/Special Teams Coord./Safeties:** Terry Sims (Knoxville, 1994), fourth season

**Associate Head Coach/Def. Coord./LBs:** Charles "Yogi" Jones (Pittsburgh, 1983), fourth season

**Offensive Coordinator/Quarterbacks:** Jim Pry (Marshall, 1974), second season

**Cornerbacks:** Terry Williams (Bethune-Cookman, 1988), 15th season

**Defensive Line/Recruiting Coord. (JuCo):** Earl Lane (Northwood, 1980), third season

**Offensive Line:** John Powers (Villanova, 1990), fourth season

**Tight Ends/Recruiting Coord. (HS):** Lawal McCray (Bethune-Cookman, 1991), fourth season

**Wide Receivers/Camp Coord.:** D.J. McCarthy (Washington, 1994), second season

**Running Backs:** Autry L. Denson, Jr. (Notre Dame, 1999), third season

**Asst. Defensive Coach/Quality Control:** Keith Little (Pittsburgh, 1994), fourth season

**Graduate Assistant (Offense):** Ryan Kobbe (Marshall, 2002), first season

**Graduate Assistant (Defense):** Sharrick Moore (Louisiana-Lafayette, 2010), second season

## SUPPORT STAFF

**Chief of Staff:** Jeff Fagan

**Head Strength Coach:** Medgar Harrison

**Asst. Strength Coach:** Adrian Briones

**Massage & Recovery:** John Schmitz

**Media & Video Coordinator:** Darian McCaskill

**Equipment Coordinator:** Michael Humphrey

**Administrative Asst. to the Head Coach:** Jocelyn Riley

**Operations Staff:** Rose Amazan, Joe Black, Dominique Rodman, Briana Jenkins